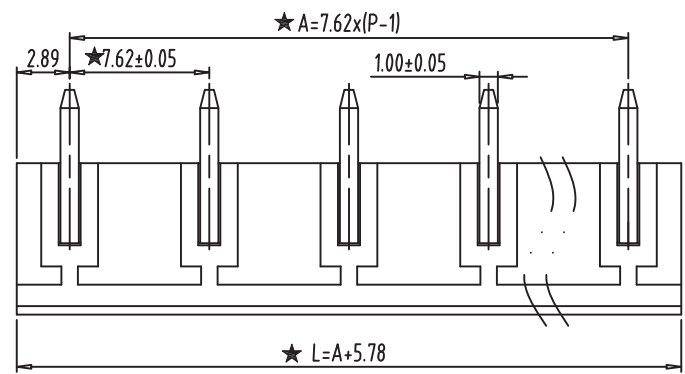
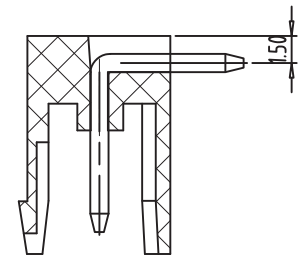
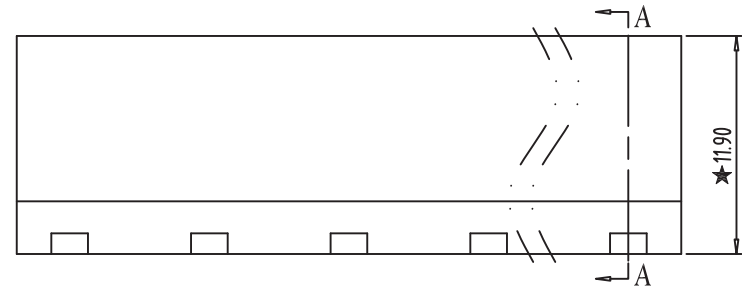
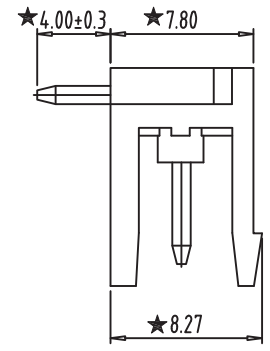


PCB LAYOUT
S=1.5:1

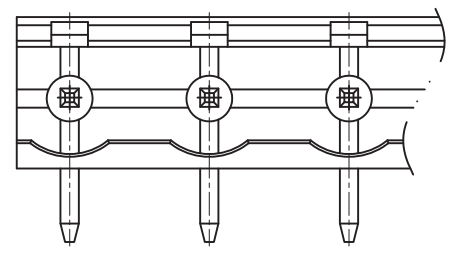


- NOTES:
1. Rating:300V 15A ;
 2. Insulation Withstands Voltage:
AC2000V/MIN
 3. Insulation Resistance:
500MΩ or more at DC500V
 4. Using Temperature Range: -40°C~+105°C
 5. "★" is the important dimension

Kinghelm®



SECTION:A-A



Total Pitch Tolerances in mm										Nominal dimension range in mm										⊥	≡	-	//		
over 0	over 30	over 53	over 70	over 90	over 115	over 150	over 250	over 350	over 500	over 0	over 30	over 53	over 70	over 90	over 115	over 150	over 200	over 250	over 320	to 0	to 10	all	to 0	to 100	to 150
±0.18	±0.20	±0.25	±0.3	±0.35	±0.44	±0.60	±0.70	±0.85	±0.20	±0.25	±0.30	±0.35	±0.44	±0.55	±0.70	±0.80	±0.90	0.2	0.3	0.3	0.2	0.3	0.5		

ITEM	NAME OF PART	NO. OF PART	Q'TY	MATERIAL	NOTE
DWG.	SK	DATE	2014/08/20	SIZE	A4 UNITS mm SHEET/OF 1/1
CHK.		DATE		SCALE	2.5:1 2EDG-7.62
APP.		DATE		NAME	F600R-XXP-X
深圳市金航标电子有限公司				www.kinghelm.com.cn	
KH-ZBF3000R-2P-7.62G				0755-28190160	