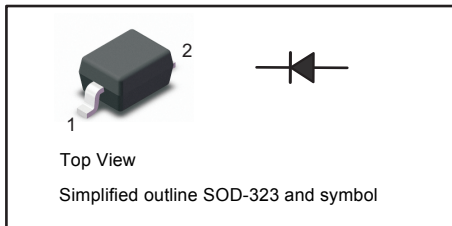


PINNING

PIN	DESCRIPTION
1	Cathode
2	Anode


FEATURES

- ◆ Small Surface Mounting Type
- ◆ Low V_F and I_R
- ◆ High Reliability

APPLICATIONS

- ◆ High frequency rectification switching regulation

Absolute Maximum Ratings ($T_a = 25\text{ }^\circ\text{C}$)

Parameter	Symbol	Value	Unit
Peak Reverse Voltage	V_{RM}	30	V
DC Reverse Voltage	V_R	20	V
Mean Rectifying Current	I_O	0.5	A
Peak Forward Surge Current (60 Hz for 1 Cyc.)	I_{FSM}	2	A
Junction Temperature	T_j	125	$^\circ\text{C}$
Storage Temperature Range	T_{stg}	- 40 to + 125	$^\circ\text{C}$

Characteristics at $T_a = 25\text{ }^\circ\text{C}$

Parameter	Symbol	Max.	Unit
Forward Voltage at $I_F = 100\text{ mA}$ at $I_F = 500\text{ mA}$	V_F	0.36 0.47	V
Reverse Current at $V_R = 20\text{ V}$	I_R	100	μA

Note: ESD sensitive product handling required.

Typical Characteristics

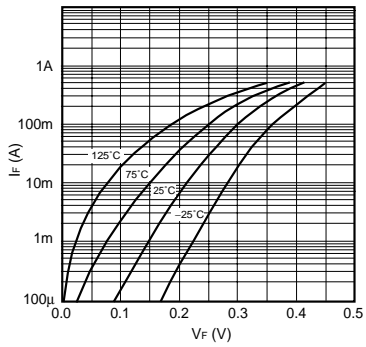


Fig.1 Forward characteristics

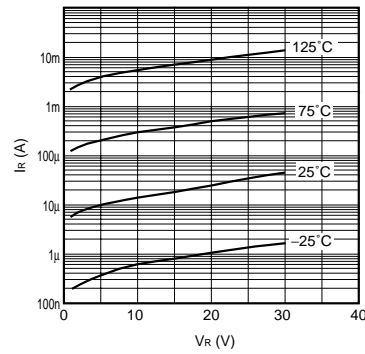


Fig.2 Reverse characteristics

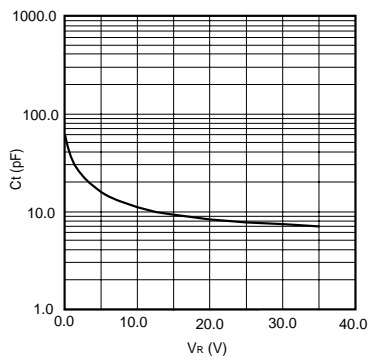


Fig.3 Capacitance between terminals characteristics

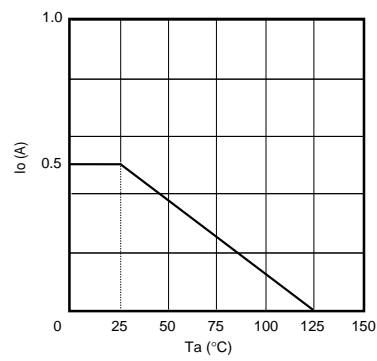
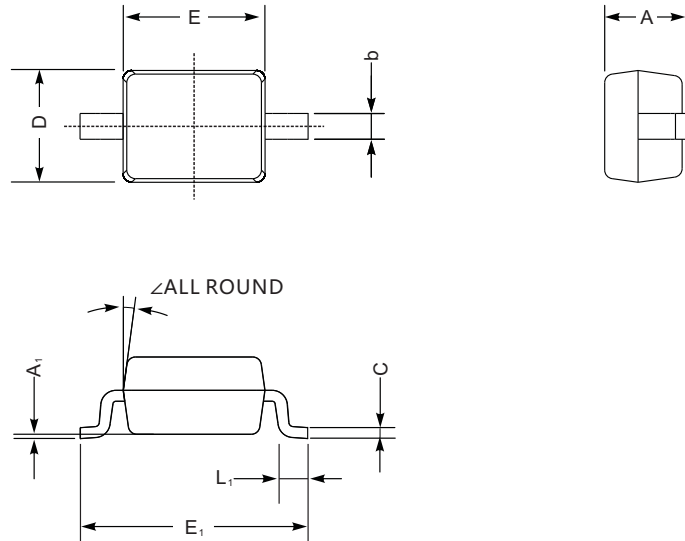


Fig.4 Derating curve

PACKAGE OUTLINE

Plastic surface mounted package; 2 leads

SOD-323



SOD-323 mechanical data

UNIT		A	C	D	E	E ₁	b	L ₁	A ₁	∠
mm	max	1.1	0.15	1.4	1.8	2.75	0.4	0.45	0.2	9°
	min	0.8	0.08	1.2	1.4	2.55	0.25	0.2	—	
mil	max	43	5.9	55	70	108	16	16	8	
	min	32	3.1	47	63	100	9.8	7.9	—	

The recommended mounting pad size

