

1 mm Size Insulated Shaft Snap-in Type / Other Specifications

In addition to the products listed, we can accommodate the follow specifications.

Total Resistance Variety

Total resistance (k Ω)	5	10	20	50	100	200
------------------------	---	----	----	----	-----	-----

Resistance Taper

Resistance taper	15A	1B	3B	15C
------------------	-----	----	----	-----

Tapped Types are Also Available

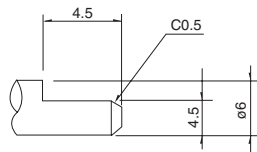
RK11K (single-unit) is also available with tap.

Shaft Variety

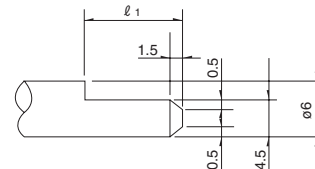
Unit:mm

Style	Without bushing				With bushing						
	Horizontal type		Vertical type		Horizontal type		Vertical type				
Shaft variety	LM ₁	15	20	25	30	20	22.5	25	27.5	30	32.5
	L ₁	—	—	—	—	12.5	15	17.5	20	22.5	25
	ℓ ₁	4.5	7	12	12	7	7	12	12	12	12
	L _B	—	—	—	—	5	5	5	5	5	5

Detail dimensions



LM₁ =15 only application



Terminal Layout / Circuit Diagram

<p>Without tap</p>	<p>With tap</p>
--------------------	-----------------

Note

Marked are specifications recommended by Alps.

Refer to P.372 for ordering products not listed.

11mm Size Insulated Shaft Snap-in Type / Ordering Products Not Listed

When ordering product varieties that are not listed, specify referring to the examples below.

Sample Part Number

R K 1 1 K 1 1 4 0 — **F 2 2** — **C 0** — **B 1 0 3**

Model type

Code	Model type
1	Horizontal type without bushing
2	Horizontal type with bushing
3	Vertical type without bushing
4	Vertical type with bushing

Shaft type

Code	Shaft type
F	Flat

*Only available in flat format.

Length of the shaft LM₁ (mm)

Code	Length of the shaft	Code	Length of the shaft
15	15	25	25
20	20	30	30
22	22.5	32	32.5
27	27.5	—	—

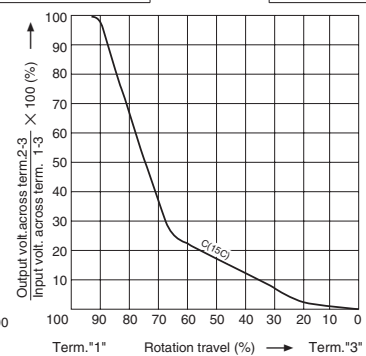
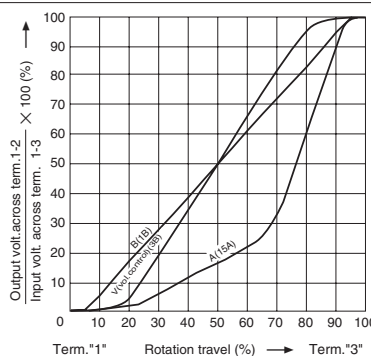
Detent

Code	Center detent
C0	Without
C1	With

Resistance taper

Code	Resistance taper	Code	Resistance taper
A	15A	C	15C
B	1B	V	3B

B : For tone & general
V : For vol.



Total resistance

Code	Total resistance (kΩ)	Code	Total resistance (kΩ)
502	5	503	50
103	10	104	100
203	20	204	200

Note

Marked are specifications recommended by Alps.