



产品规格承认书

Product specifications
acknowledgment

承认厂商： _____

(Recognized manufacturers)

制造厂商： _____ 深圳市蝙蝠无线技术有限公司

(Manufacturer)

产品名称： _____ SMA 天线连接座

(Description)

产品选型表：

(Product Type)

型号	说明	备注
BWSMA-KE11	内孔	

供应商承认签栏

制表者	审核者	核准者


客户承认栏

审核者	核准者

1.1 Specifications

型号 Antennas Type	BWSMA-KE11
阻抗 Impedence (Ω)	50 Ω
电压驻波比 V.S.W.R	直式软性电缆<1.15+0.02f (GHZ)
频率范围 Frequenc Range(MHz)	0~3GHz
工作电压 DC Voltage (V)	1000Vmax
介质耐压 Withstand Voltage(V)	1000Vrms (海平面)
接触电阻 Contact resistance()	内导体 $\leq 3M \Omega$ 外导体 $\leq 2M \Omega$
绝缘电阻 Insulation resistance	$\geq 5000M \Omega$
插入损耗 Insert Loss	0.15dB(6GHz)
射频泄漏 RF leakage	-60dB/-90dB(软电缆/半刚电缆)@2-3GHz
耐用性 Durability(mating)	500 次
外壳 shell	HPb59-1(黄铜)镀金
内导体 Inner conductor	HPb59-1(黄铜)镀金
螺母 Nut	HPb59-1(黄铜)镀金
花齿 Cogwheel	HP60(黄铜)
绝缘体 insulator	聚四氟乙烯
重量 Weight(g)	None
工作温度 Operating Temperature($^{\circ}C$)	-65~+165 (PE CABLE-40~+85)

1.2 Antenna Picture



上图型号：BWSMA-KE11

（可定制）

*注： 因天线功能较为敏感，主体周边机构有变更请通知我们评估。

2. Electrical Specification

2.1 Test Equipment

- A. VSWR and input impedance: Agilent 8753/E5071 Network Analyzer
- B. Antenna gain and efficiency: ETS three-dimensional anechoic chamber

2.2 Test Setup

2.2.1 Frequency Range

2.2.2 VSWR

Step 1: The antenna is arranged on the customer provided test fixture.

Step 2: The VSWR of the antenna is measured via Agilent 8720/8753 Network Analyzer (see figure. 1).



Figure.1

2.2.3 Radiation pattern and Gain

- A. The 3D chamber provides less than -40dB reflectivity from 800MHz to 6GHz and a 40cm diameter spherical quiet zone. The measurement results are calibrated using both dipoles and standard gain horns (see figure. 2).
- B. The antenna under tested is arranged in the turned table and a decoupling sleeve is used to reduce feed line radiation (see figure. 3).
- C. The measured results of the radiation patterns and antenna gain are obtained from the control system and showed on the monitor (see figure. 4 and 5).



Figure.2



Figure.3




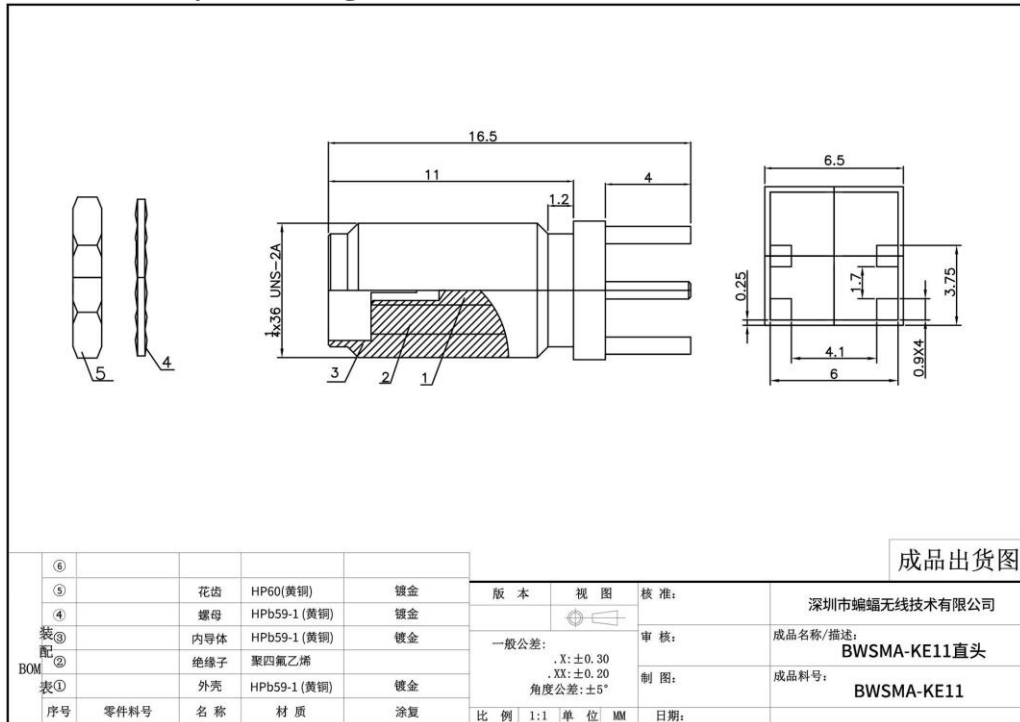
Figure.4



Figure.5

3. Mechanical Specification

3.1 Assembly Drawing



5.免责声明(Disclaimer) :

本着为用户提供更好服务的原则，深圳市蝙蝠无线技术有限公司（下称“蝙蝠无线”）在本手册中将尽可能地为用户呈现详实、准确的产品信息。但鉴于本手册的内容具有一定的时效性，蝙蝠无线不能完全保证该文档在任何时段的时效性与适用性。蝙蝠无线有权在没有通知的情况下对本手册上的内容进行更新，恕不另行通知。为了得到最新版本的信息，请尊敬的用户定时访问蝙蝠无线官方网站或者与蝙蝠无线工作人员联系。感谢您的包容与支持！

In order to provide our users with better service, Shenzhen Bat Wireless Technology Co., Ltd (hereinafter referred to as Bat Wireless) will try to present as detailed and accurate product information as possible in this manual. However, due to the timeliness of the manual content, Bat Wireless shall not absolutely guarantee the unlimited timeliness and applicability of the file. Bat Wireless has the right to update the manual content without further notice. To get the latest edition information, pls visit the official website of Bat Wireless or contact our customer service staff. Thanks for your trust and support!