

PROVISIONAL

PCB Thickness "DIM. K"	
0	2.08
1	2.30
2	1.80
4	1.57

DIMENSIONS				
POSITION	A±0.20	B $^{+0.20}_{-0.08}$	D ±0.25	E ±0.55
36	6	7.65	25	36.2
64	20	21.65	39	50.2
98	37	38.65	56	67.2
164	70	71.65	89	100.2

				TOLERANCE	
				LINEAR	ANGLES
1	-----	Lin xuejun	Oct,13,2022	.X±0.30	.X'±
0	-----	Lei Songping	Aug,11,2022	.XX±0.20	.XX'±
REV	ECN NO.	NAME	DATE	.XXX±0.10	.XXX'±

**UMax conn** 东莞市友贸实业有限公司  
DONGGUAN UMAX ENTERPRISE LIMITED

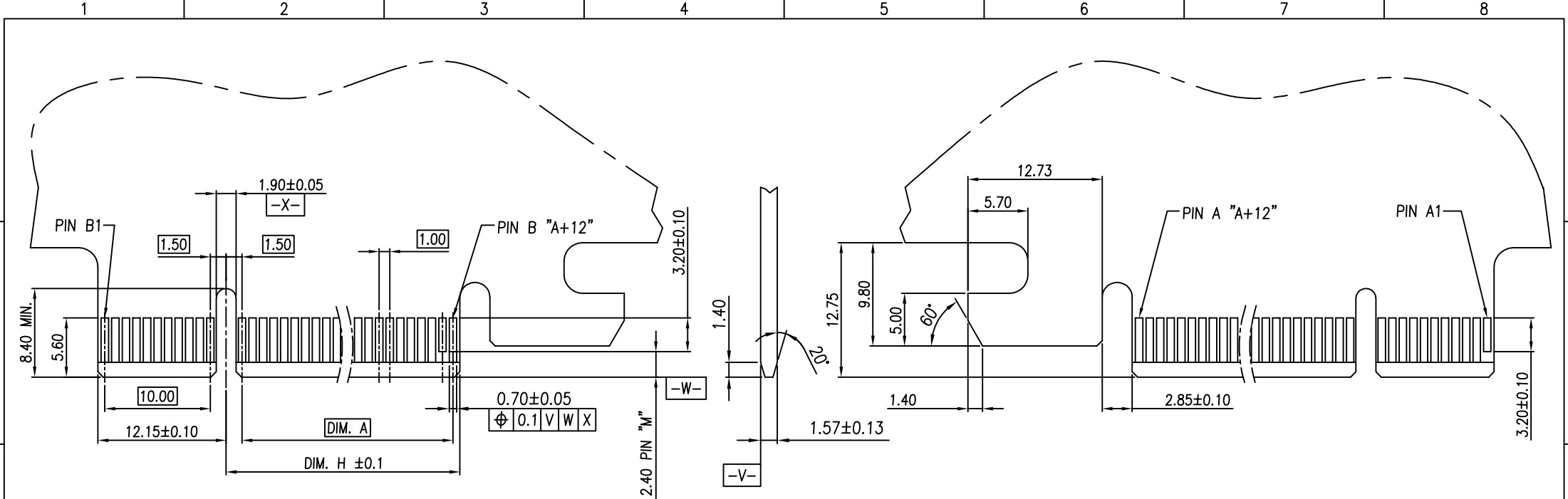
APPD: Jason    MAT'L:  
CHKD: Schumi    FINISH:  
DRWN: Lei Songping    Q'TY:

TITLE: PCI EXPRESS 4.0  
STRADDLE MOUNT TYPE WITH LATCH

PART NO. 91622-110X4DXX

DWG NO. C-91622

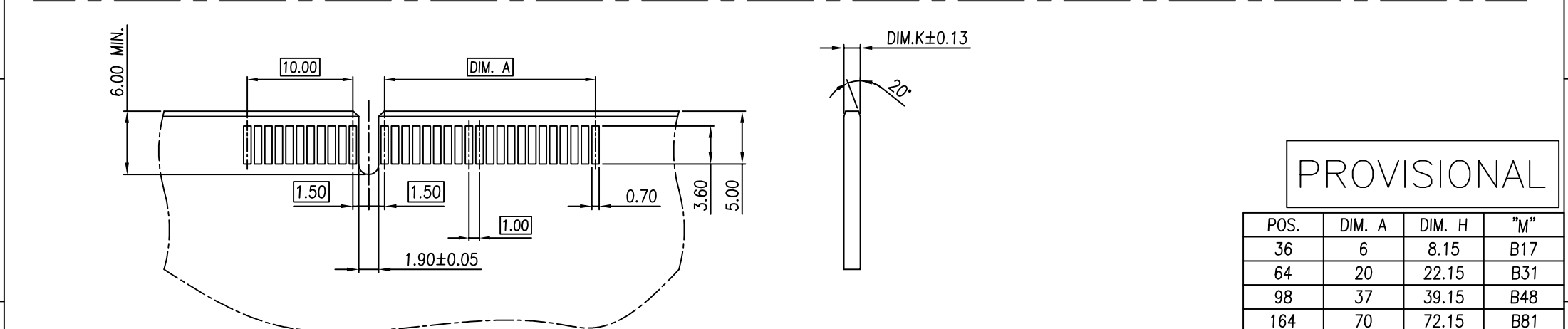
UNITS	SCALE	SHEET	REV
	MM	1 : 1	1 OF 3



← I/O PANEL DIRECTION  
 PRIMARY (COMPONENT) SIDE

NOTES:  
 CHAMFER EDGE MUST BE FREE OF CUTTING BURRS

SECONDARY (SOLDER) SIDE



PROVISIONAL

POS.	DIM. A	DIM. H	"M"
36	6	8.15	B17
64	20	22.15	B31
98	37	39.15	B48
164	70	72.15	B81

RECOMMENDED PCB LAYOUT  
 TOLERANCE: ±0.05

TOLERANCE	
LINEAR	ANGLES
X.±	X'±
.X±	.X'±
.XX±	.XX'±
.XXX±	.XXX'±

**UMax conn** 东莞市友贸实业有限公司  
 DONGGUAN UMAX ENTERPRISE LIMITED

APPD: Jason    MAT'L:

CHKD: Schumi    FINISH:

DRWN: Lei Songping    Q'TY:

TITLE: PCI EXPRESS 4.0  
 STRADDLE MOUNT TYPE WITH LATCH

PART NO. 91622-110X4XDXX

DWG NO. C-91622

	UNITS	SCALE	SHEET	REV
	MM	1 : 1	2 OF 3	1

See Sheet 1			
REV	ECN NO.	NAME	DATE

NOTES:

1. MATERIAL:
  - 1.1 HOUSING: THERMOPLASTIC, HIGH TEMP, UL94V-0, COLOR: SEE PART NO.
  - 1.2 LATCH: THERMOPLASTIC, HIGH TEMP, UL94V-0, COLOR: SEE PART NO.
  - 1.3 CONTACTS: COPPER ALLOY.
  - 1.4 DUMMY CARD: THERMOPLASTIC, HIGH TEMP, UL94 V-0, COLOR: BLACK.
2. FINISH:
  - CONTACT:
    - SELECTIVE GOLD PLATING ON THE CONTACT AREA.
    - 100 $\mu$ " MIN. MATTE-TIN PLATING ON THE SOLDERTAILS,
    - 50 $\mu$ " MIN. NICKEL UNDERPLATING OVERALL.
3. PRODUCT SPEC: PS-GEN4-01
4. PACKAGING SPEC: 6431404001

PART NO.

91622 - 1 1 1 X X X D XX

Ridge Options  
1: With Ridge

HSG Color  
1: Black Hsg + Natural Latch  
2: Black Hsg + Black Latch

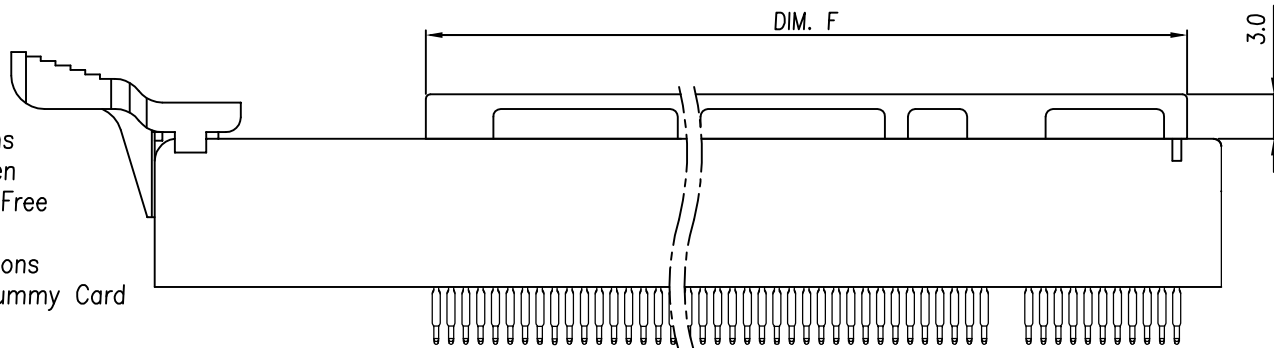
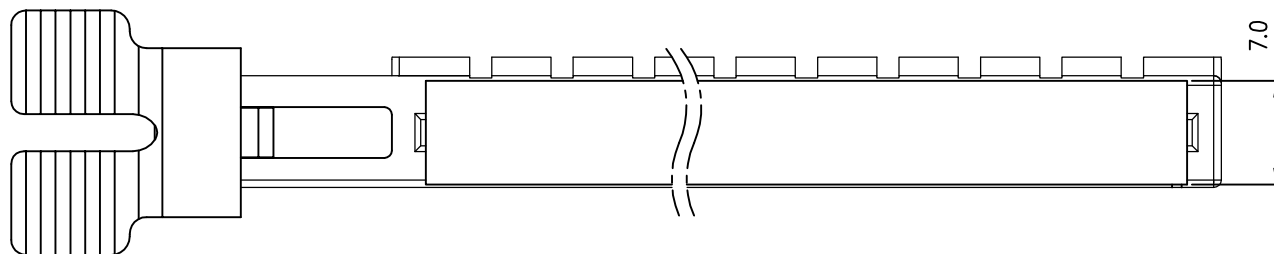
Contact Plating  
0: 30u" Gold  
1: 15u" Gold  
2: Gold Flash

Halogen Options  
Blank: Halogen  
HF: Halogen Free

Packaging Options  
D: Tray + Dummy Card

No. of Pins  
0: 36P  
1: 64P  
2: 98P  
3: 164P

PCB Thickness Options "DIM.K"  
0: 2.08mm  
1: 2.30mm  
2: 1.80mm  
4: 1.57mm



WITH Dummy Card

PROVISIONAL

DIMENSIONS	
POSITION	DIM. F
36	20.4
64	34.4
98	51.4
164	84.4

TOLERANCE	
LINEAR	ANGLES
X.±	X'.±
.X±	.X'±
.XX±	.XX'±
.XXX±	.XXX'±

**UMax conn** 东莞市友贸实业有限公司  
DONGGUAN UMAX ENTERPRISE LIMITED

TITLE: PCI EXPRESS 4.0 STRADDLE MOUNT TYPE WITH LATCH

PART NO. 91622-110X4XDXX  
DWG NO. C-91622

UNITS	SCALE	SHEET	REV
MM	1 : 1	3 OF 3	1

See Sheet 1			
REV	ECN NO.	NAME	DATE

APPD: Jason MAT'L:  
CHKD: Schumi FINISH:  
DRWN: Lei Songping Q'TY: