



## **AD-2SA1797\* Series Plastic-Encapsulated Transistor**

### **AD-2SA1797\* series Transistor (PNP)**

#### **FEATURES**

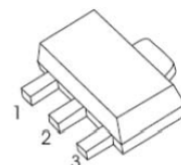
- Low saturation voltage
- Excellent DC current gain characteristic
- Complementary to AD-2SC4672\* series
- AEC-Q101 qualified

#### **SOT-89-3L**

1. BASE

2. COLLECTOR

3. EMITTER



**MAXIMUM RATINGS ( $T_j = 25^\circ\text{C}$  unless otherwise specified)**

Parameter	Symbol	Value	Unit
Collector-base voltage	$V_{CBO}$	-50	V
Collector-emitter voltage	$V_{CEO}$	-50	V
Emitter-base voltage	$V_{EBO}$	-6	V
Collector continuous current	$I_C$	-2	A
Peak pulse Current	$I_{CM}$	-3	A
Collector power dissipation	$P_C$	500	mW
Operating junction and storage temperature range	$T_j, T_{stg}$	-55 ~ 150	$^\circ\text{C}$

**ELECTRICAL CHARACTERISTICS ( $T_j = 25^\circ\text{C}$  unless otherwise specified)**

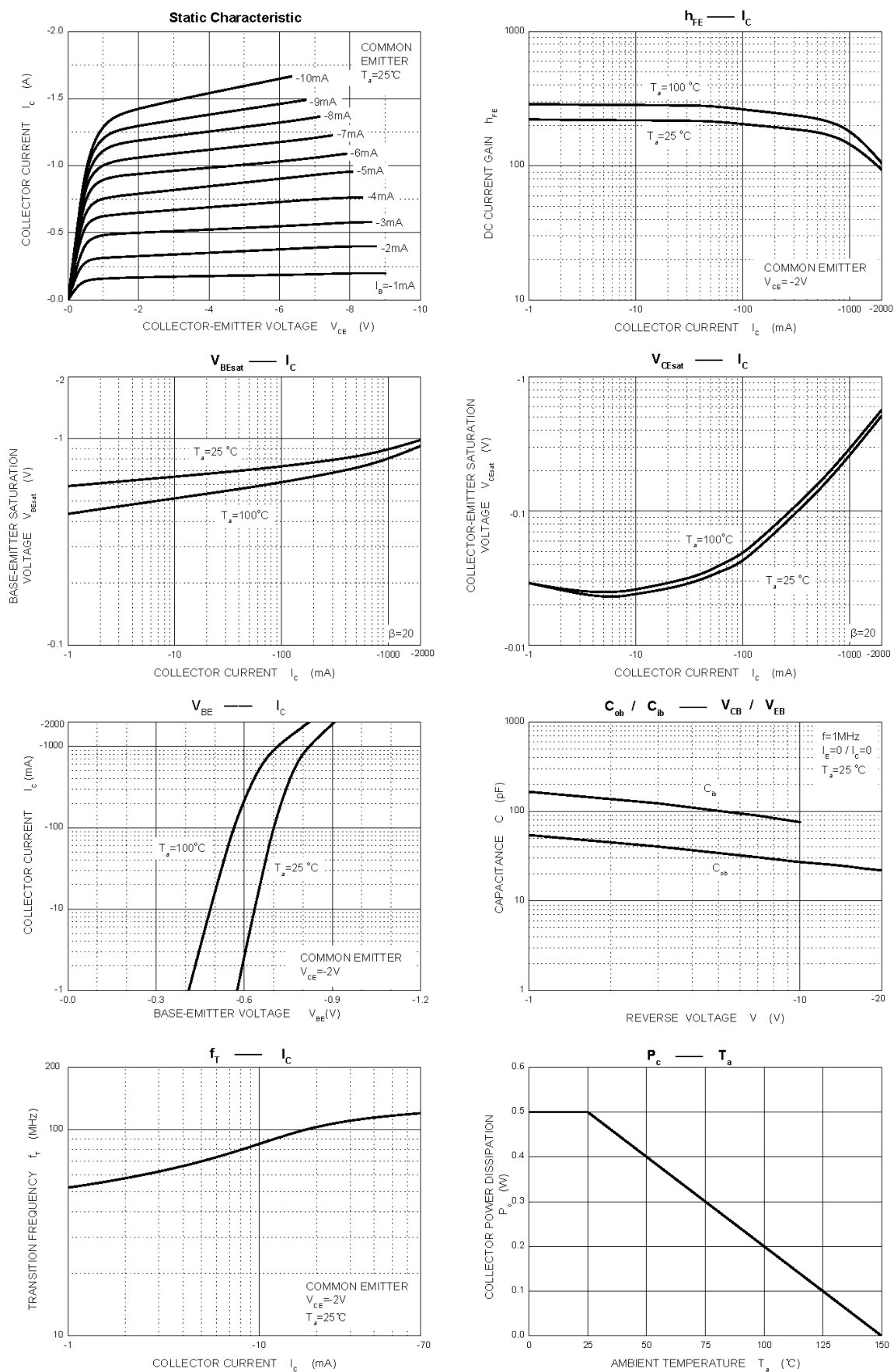
Parameter	Symbol	Test condition	Min	Typ	Max	Unit
Collector-base breakdown voltage	$V_{(BR)CBO}$	$I_C = -50\mu\text{A}, I_E = 0\text{A}$	-50	-	-	V
Collector-emitter breakdown voltage	$V_{(BR)CEO}$	$I_C = -1\text{mA}, I_B = 0\text{A}$	-50	-	-	V
Emitter-base breakdown voltage	$V_{(BR)EBO}$	$I_E = -50\mu\text{A}, I_C = 0\text{A}$	-6	-	-	V
Collector-base cut-off current	$I_{CBO}$	$V_{CB} = -50\text{V}, I_E = 0\text{A}$	-	-	-100	nA
Emitter-base cut-off current	$I_{EBO}$	$V_{EB} = -5\text{V}, I_C = 0\text{A}$	-	-	-100	nA
DC current gain	$h_{FE}$	$V_{CE} = -2\text{V}, I_C = -500\text{mA}$	82	-	390	-
Collector-emitter saturation voltage	$V_{CE(sat)}$	$I_C = -1\text{A}, I_B = -50\text{mA}$	-	-	-0.35	V
Transition frequency	$f_T$	$V_{CE} = -2\text{V}, I_C = -0.5\text{A}, f = 100\text{MHz}$	-	200	-	MHz
Collector output capacitance	$C_{ob}$	$V_{CB} = -10\text{V}, I_E = 0\text{A}, f = 1\text{MHz}$	-	36	-	pF

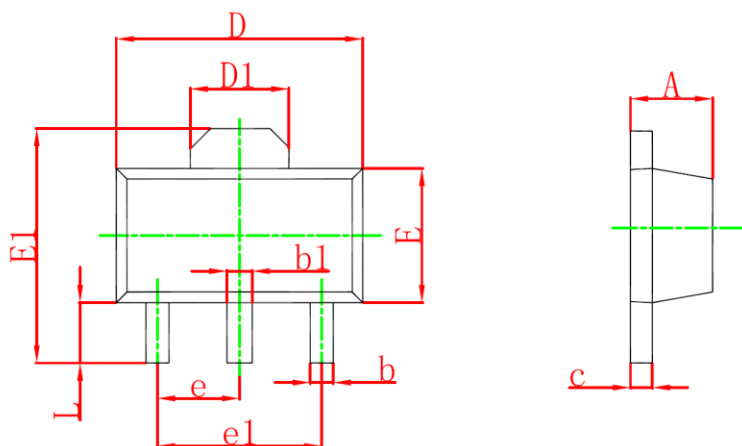
**CLASSIFICATION OF  $h_{FE}$** 

RANK	AD-2SA1797-P	AD-2SA1797-Q	AD-2SA1797-R
RANGE	82 ~ 180	120 ~ 270	180 ~ 390
MARKING	$\bar{A}GP$	$\bar{A}GQ$	$\bar{A}GR$

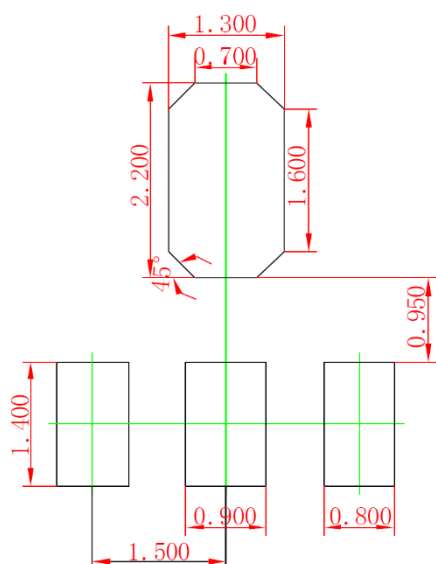
1) Maximum allowed temperature  $T_j = 25^\circ\text{C}$ .

## TYPICAL CHARACTERISTICS



**SOT-89-3L PACKAGE OUTLINE DIMENSIONS**

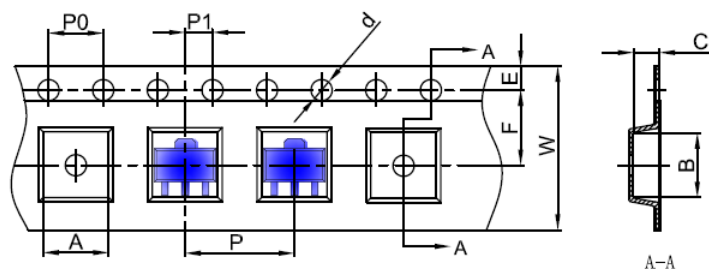
Symbol	Dimensions In Millimeters		Dimensions In Inches	
	Min	Max	Min	Max
A	1.400	1.600	0.055	0.063
b	0.320	0.520	0.013	0.020
b1	0.400	0.580	0.016	0.023
c	0.350	0.440	0.014	0.017
D	4.400	4.600	0.173	0.181
D1	1.550 REF.		0.061 REF.	
E	2.300	2.600	0.091	0.102
E1	3.940	4.250	0.155	0.167
e	1.500 TYP.		0.060 TYP.	
e1	3.000 TYP.		0.118 TYP.	
L	0.900	1.200	0.035	0.047

**SOT-89-3L SUGGESTED PAD LAYOUT****Note:**

1. Controlling dimension in millimeters.
2. General tolerance:  $\pm 0.05\text{mm}$ .
3. The pad layout is for reference purpose only.

## SOT-89-3L TAPE AND REEL

### SOT-89-3L Embossed Carrier Tape

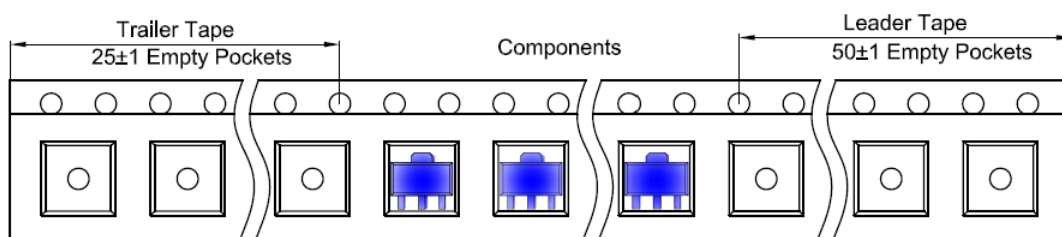


#### Packaging Description:

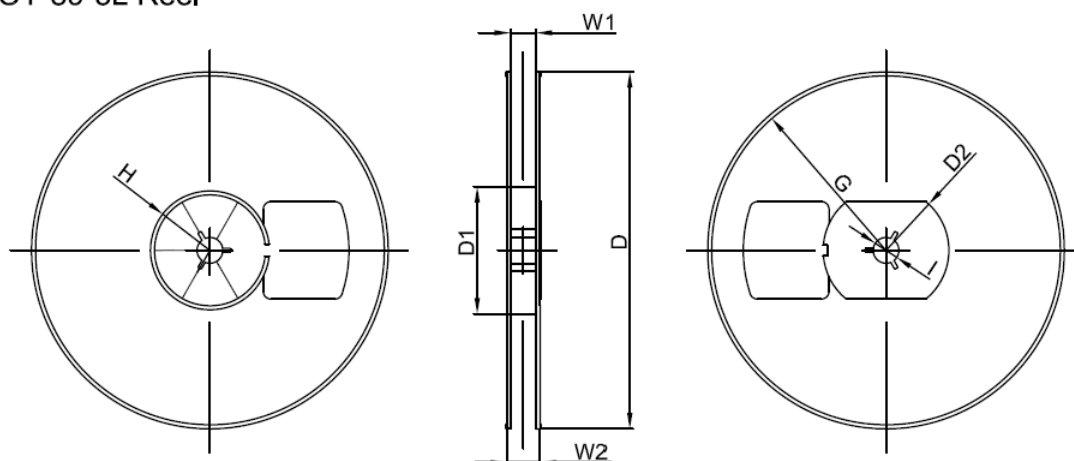
SOT-89-3L parts are shipped in tape. The carrier tape is made from a dissipative (carbon filled) polycarbonate resin. The cover tape is a multilayer film (Heat Activated Adhesive in nature) primarily composed of polyester film, adhesive layer, sealant, and anti-static sprayed agent. These reeled parts in standard option are shipped with 1,000 units per 7" or 18.0 cm diameter reel. The reels are clear in color and are made of polystyrene plastic (anti-static coated).

Dimensions are in millimeter										
Pkg type	A	B	C	d	E	F	P0	P	P1	W
SOT-89-3L	4,85	4,45	1,85	Ø1,50	1,75	5,50	4,00	8,00	2,00	12,00

### SOT-89-3L Tape Leader and Trailer



### SOT-89-3L Reel



Dimensions are in millimeter								
Reel Option	D	D1	D2	G	H	I	W1	W2
7" Dia	Ø180.00	60.00	R32.00	R86.50	R30.00	Ø13.00	13.20	16.50

REEL	Reel Size	Box	Box Size(mm)	Carton	Carton Size(mm)	G.W.(kg)
1000 pcs	7 inch	10,000 pcs	203×203×195	40,000 pcs	438×438×220	

**PUBLISHED BY****JIANGSU CHANGJING ELECTRONICS TECHNOLOGY CO., LTD.****13th Floor, C Block, Tengfei Building, Yan Chuang Yuan, Nanjing Jiangbei New Area, China****LEGAL DISCLAIMER**

The information given in this document shall in no event be regarded as a guarantee of conditions or characteristics. With respect to any examples, hints or typical values stated herein and/or any information regarding the application of the device, JSCJ hereby disclaims any and all warranties and liabilities of any kind, including without limitation, warranties of non-infringement of intellectual property rights of any third party.

In addition, any information given in this document is subject to customer's compliance with its obligations stated in this document and any applicable legal requirements, norms and standards concerning customer's products and any use of the product of JSCJ in customer's applications.

The data contained in this document is exclusively intended for technically trained staff. It is the responsibility of customer's technical departments to evaluate the suitability of the product for the intended application and the completeness of the product information given in this document with respect to such application.

**INFORMATION**

For further information on technology, delivery terms and conditions as well as prices, please contact your nearest JSCJ office ([www.jscj-elec.com](http://www.jscj-elec.com)).

**WARNINGS**

Due to technical requirements, products may contain dangerous substances. For information on the types in question, please contact your nearest JSCJ office.

Except as otherwise explicitly approved by JSCJ in a written document signed by authorized representatives of JSCJ, JSCJ's products may not be used in any applications where a failure of the product or any consequences of the use thereof can reasonably be expected to result in personal injury.