

PRODUCT NUMBER

5 4 1 0 1 - X X X - X X X X X LF

PLATING
 S= 15μm [0.38μm] GOLD ON CONTACT AREA (NOTE 16)
 100μm [2.54μm] TIN ON TAIL.
 G= 30μm [0.76μm] GOLD ON CONTACT AREA (NOTE 16)
 100μm [2.54μm] TIN ON TAIL.
 T= 100-160μm [2.54-4.04μm] TIN ON CONTACT AREA AND ON TAIL (SEE NOTE 11 & 15)

LEAD FREE
 NOTE 12 & 13

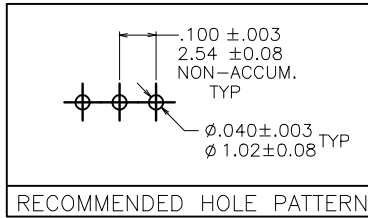
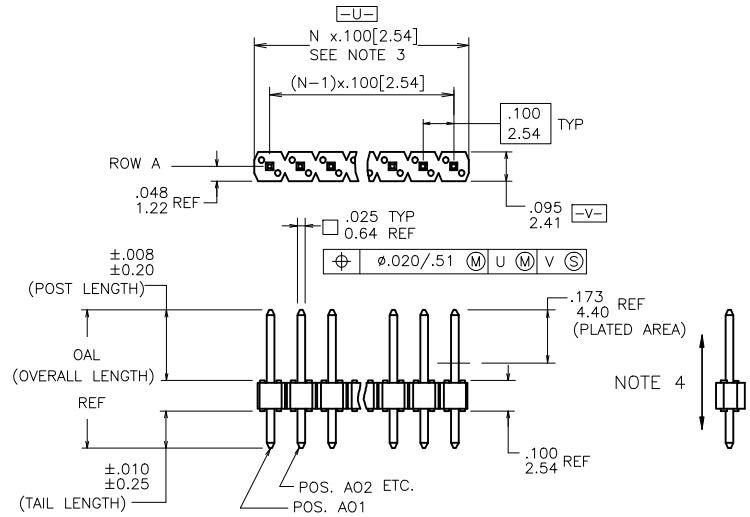
RETENTION
 R=RETENTIVE LEG
 NOTE 5 & 7

POLARIZATION
 NOTE 7 & 9

BERGSTIK
 POSITIONS PER ROW
 01 TO 36
 NOTE 10

BERGSTRIIP
 POSITIONS PER REEL
 00=36,000
 PIN STYLES 5, 6, 8, 10, 30, 32 ONLY.

PIN STYLE	POST	TAIL	OAL
05	0.230/5.84	0.095/2.41	0.425/10.80
06	0.230/5.84	0.110/2.79	0.440/11.18
08	0.230/5.84	0.120/3.05	0.450/11.43
10	0.230/5.84	0.150/3.81	0.480/12.19
12	0.230/5.84	0.300/7.62	0.630/16.00
30	0.318/8.08	0.120/3.05	0.538/13.67
32	0.318/8.08	0.150/3.81	0.568/14.43
34	0.318/8.08	0.212/5.38	0.630/16.00



mat'l code SEE NOTES 1 & 2		surface ISO 1302 ✓	tolerance ISO 406 ISO 1101	projection INCH/MM	product family BERGSTIK
lir	ec'n no	dr	date	angles	linear
N	M06-0346	MHT	9/04/06	0°±2'	linear
P	M07-0247	AGS	5/28/07	0°±2'	linear
R	M07-0337	MHT	7/23/07	0°±2'	linear
S	M07-0361	MHT	8/14/07	dr	D.INGRAM
T	M08-0237	MHT	8/25/08	engr	H.SUNDY
U	M08-0279	MHT	9/30/08	chr	H.SUNDY
V	M09-0090	MHT	6/19/09	appd	H.SUNDY
sheet	revision	V	V		
index	sheet	1	2		

file
 .100 UNSHROUDED HDR.
 S/R VERT. THRU HOLE
 scale 1:1
 dwg no 54101 sheet 1 of 2 size A3
 type Product Customer Drawing

NOTES:

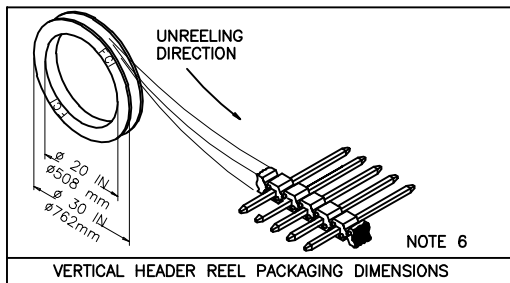
- ① HOUSING MAT'L: HIGH TEMPERATURE THERMOPLASTIC. UL94V-0, COLOR: BLACK
OR
MINERAL FILLED LCP FLAME RETARDENT
PER UL-94V-0. COLOR: BLACK.
- ② PIN MATERIAL: PHOSPHOR-BRONZE
- ③ TO DETERMINE DIMENSIONS:
N = NUMBER OF POSITIONS PER ROW.
EXAMPLE: 10 POS., N x .100[2.54]=1.00[25.40].
- ④ 2LBS/0.9KG MIN. PIN RETENTION IN EITHER DIRECTION.
- ⑤ RETENTIVE LEG APPLICABLE TO TAIL LENGTH .120/3.05 ONLY. (4 PINS PER PART HAVE RETENTION)
5LB/2.3KG MAX INSERTION FORCE AND .25LB./1KG MIN RETENTION FORCE PER RETENTIVE PIN
USING .062/1.57 THICK CIRCUIT BOARD AND RECOMMENDED HOLE PATTERN. RETENTIVE LOCATION
AT THE DISCRETION OF THE MANUFACTURER. IF FEATURE IS NOT APPLICABLE, REMOVE FROM PRODUCT
NUMBER, 1x2 OR 1x3 PARTS NOT REFERENCED.
- ⑥ BERGSTIK PACKAGED IN POLY BAGS. BERGSTRIIP PACKAGED PER REEL.
- ⑦ POLARIZATION AND RETENTION NOT APPLICABLE TO BERGSTRIIP.
- ⑧ UNDERPLATING: 50μ"/1.27μm Ni.
- ⑨ FOR POLARIZATION SPECIFY POSITION NUMBER (i.e.. A03=ROW A POS. 3)
TO OMIT PIN.
IF FEATURE IS NOT APPLICABLE, REMOVE FROM PRODUCT
NUMBER.
- ⑩ POSITIONS PER ROW 37 TO 50 CAN BE PRODUCED, BUT FLATNESS AND CURVATURE MAY NOT BE HELD
AS CLOSE AS 36 POSITION.
- ⑪ PIN TIPS ON TIN PLATED PRODUCT MAY HAVE BARE METAL ON TWO SIDS, BOTH ENDS.
- ⑫ PART NUMBERS WITH "LF" AT THE END ARE LEAD FREE.
- ⑬ THIS PRODUCT MEETS EUROPEAN UNION DIRECTIVES AND OTHER
COUNTRY REGULATION AS DESCRIBED IN GS-22-008.
- 14. THE HOUSING WILL WITHSTAND EXPOSURE TO 260°C PEAK TEMPERATURE
FOR 20 SECONDS IN A CONVECTION, INFRA-RED OR VAPOR PHASE REFLOW
OVEN. SEE APPLICATION NOTES/PROCEDURES IF THEY ARE AVAILABLE OR
FOR 15 SECONDS IN A WAVE SOLDER APPLICATION WITH A 1.5mm
MINIMUM THICK CIRCUIT BOARD.
- ⑮ "THIS PRODUCT HAS 100% PURE TIN PLATING IN THE INTERFACE AND
HAS NOT BEEN TESTED FOR WHISKER GROWTH IN ALL INTERCONNECT
ENVIRONMENTS."
- ⑯ PLATING OPTIONS:
MAY BE EITHER GOLD OR GXT PLATED AT MANUFACTURER'S OPTION.

Cross Reference

CORE RANGE	EXTENDED RANGE
77311-101-XXLF	54101-G05XXLF
77311-801-XXLF	54101-S05XXLF
77311-118-XXLF	54101-G08XXLF
77311-818-XXLF	54101-S08XXLF



Copyright FCJ



mat'l. code SEE NOTES 1 & 2		surface ISO 1302	tolerance ISO 406 ISO 1101	projection 	product family BERGSTIK
ltr	ecn no	dr	date	tolerances unless otherwise specified	title
v				linear XX±.01/XX±0.3 XXX±.006/XXX±0.13 XXX±.0020/XXX±0.051	.100 UNSHROUDED HDR. S/R VERT. THRU HOLE
				angles 0°±2'	INCH/MM
				dr	scale 1:1
				engr	dwg no
				chr	sheet 2 of 2 size
				appd	54101 A3
sheet	revision				type Product Customer Drawing
index	sheet				