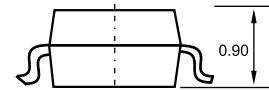
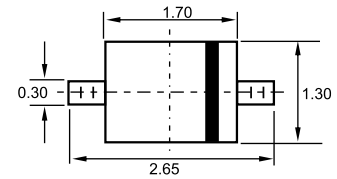

SOD-323


Features

- ✧ For super-high speed switching circuit.
- ✧ For small current rectification.
- ✧ Allowing to rectify under ($I_{F(AV)}=200\text{mA}$) condition.
- ✧ Allowing high-density mounting.

Dimensions in inches and (millimeters)

Applications

- ✧ Schottky epitaxial planar.

Ordering Information

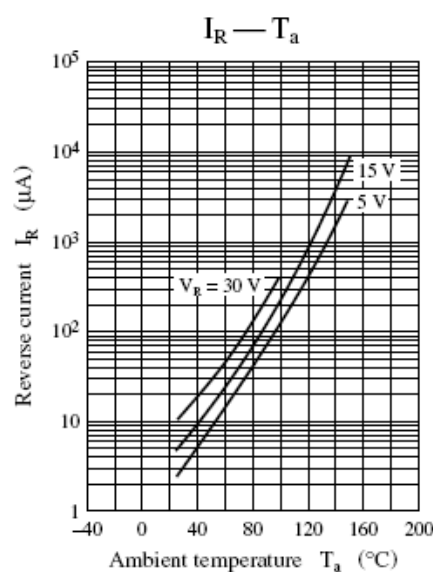
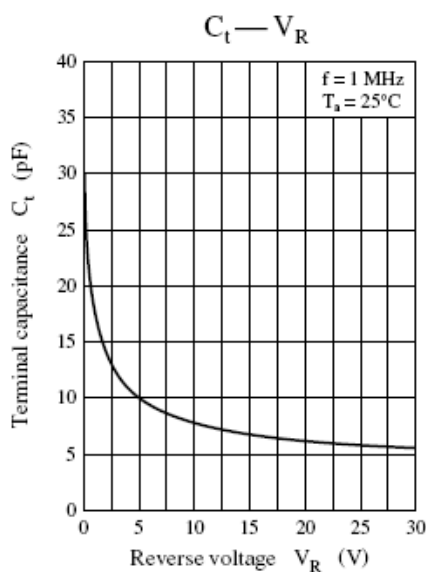
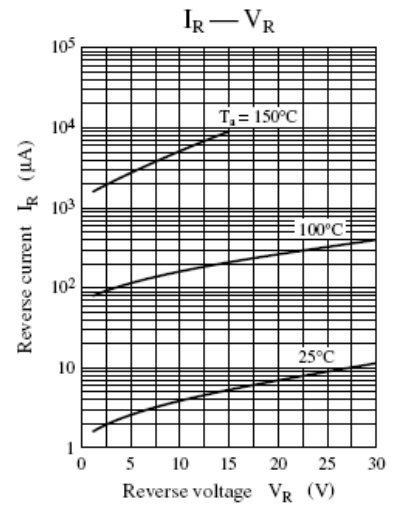
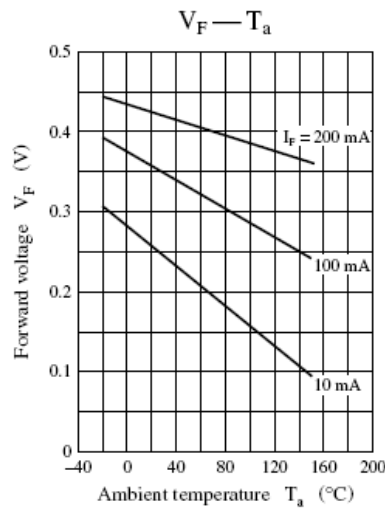
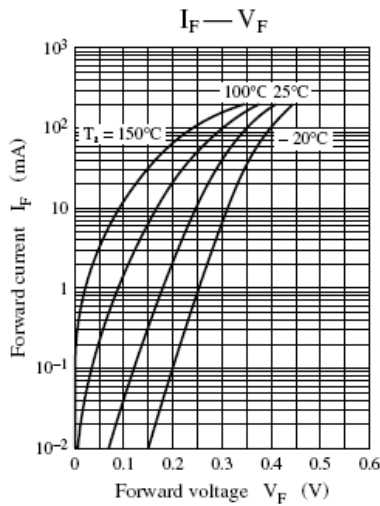
Type No.	Marking	Package Code
MA729	2B	SOD-323

MAXIMUM RATING @ $T_a=25^\circ\text{C}$ unless otherwise specified

Parameter	Symbol	Limits	Unit
DC reverse voltage	V_R	30	V
Repetitive peak reverse voltage	V_{RRM}	30	V
Peak forward Current	I_{FM}	300	mA
Average forward Current	$I_{F(AV)}$	200	mA
Non-repetitive peak forward Surge Current	I_{FSM}	1000	mA
Power Dissipation	P_d	200	mW
Thermal resistance, junction to ambient air	$R_{\theta JA}$	635	$^\circ\text{C/W}$
Junction temperature	T_j	150	$^\circ\text{C}$
Storage temperature range	T_{stg}	-55-150	$^\circ\text{C}$

ELECTRICAL CHARACTERISTICS @ Ta=25°C unless otherwise specified

Parameter	Symbol	Conditions	Min.	Typ.	Max.	Unit
Reverse Breakdown Voltage	$V_{(BR)R}$	$I_R=10\mu A$	30			V
Forward voltage	V_F	$I_F=200mA$			0.55	V
Reverse leakage current	I_R	$V_R=30V$			50	μA
Reverse recovery time	t_{rr}	$I_F=I_R=100mA$, $I_{rr}=10mA, R_L=100\Omega$		3.0		ns
Total capacitance	C_T	$V_R=0V, f=1.0MHz$		30		pF

TYPICAL CHARACTERISTICS @ Ta=25°C unless otherwise specified


PACKAGE	SPQ/PCS	CARTON SPQ/PCS	CARTON SIZE/CM	CARTON GW/KG	CARTON NW/KG
SOD-323	3000/REEL	180000	44X44X22	9.00	8.00