



MBR2040FCT~MBR20200FCT 20.0Amp Schottky Barrier Rectifiers

Features

- ◆ The plastic package carries Underwriters Laboratory Flammability Classification 94V-0
- ◆ Construction utilizes void-free molded plastic technique
- ◆ Low reverse leakage
- ◆ High forward surge current capability
- ◆ High temperature soldering guaranteed
250°C/10 seconds at terminals

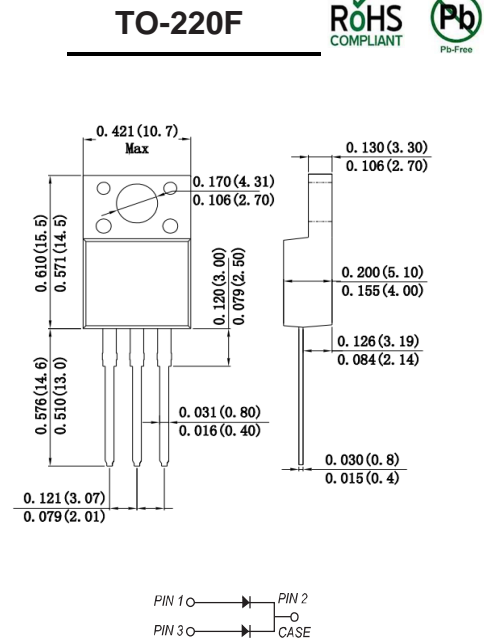
Mechanical Data

Case : Molded plastic body

Terminals : Solder plated, solderable per MIL-STD-750, Method 2026

Polarity : Polarity symbol marking on body

Mounting Position : Any



Dimensions in inches and (millimeters)

Maximum Ratings And Electrical Characteristics

Ratings at 25°C ambient temperature unless otherwise specified. Single phase half-wave 60Hz, resistive or inductive load, for capacitive load current derate by 20%.

Parameter	SYMBOLS	MBR	MBR	MBR	MBR	MBR	MBR	UNITS
		2040FCT	2045FCT	2060FCT	20100FCT	20150FCT	20200FCT	
Maximum repetitive peak reverse voltage	V_{RRM}	40	45	60	100	150	200	V
Maximum RMS voltage	V_{RMS}	28	31.5	42	70	105	140	V
Maximum DC blocking voltage	V_{DC}	40	45	60	100	150	200	V
Maximum average forward rectified current at $T_c=110^\circ\text{C}$ per device per diode	$I_{(AV)}$	20.0 10.0						A
Peak forward surge current, 8.3ms single half sine-wave superimposed on rated load	I_{FSM}	150.0						A
Maximum instantaneous forward voltage per diode at 10.0A	V_F	0.55		0.70	0.85	0.95		V
Maximum DC reverse current at rated DC blocking voltage $T_A=25^\circ\text{C}$ $T_A=125^\circ\text{C}$	I_R	0.5 50			0.05 10			mA
Typical thermal resistance	R_{qJC}	3.5						°C/W
Operating junction temperature range	T_J	-55 to +150						°C
Storage temperature range	T_{STG}	-55 to +150						°C



MBR2040FCT~MBR20200FCT 20.0Amp Schottky Barrier Rectifiers

Ratings And Characteristic Curves

FIG. 1- DERATING CURVE OUTPUT RECTIFIED CURRENT

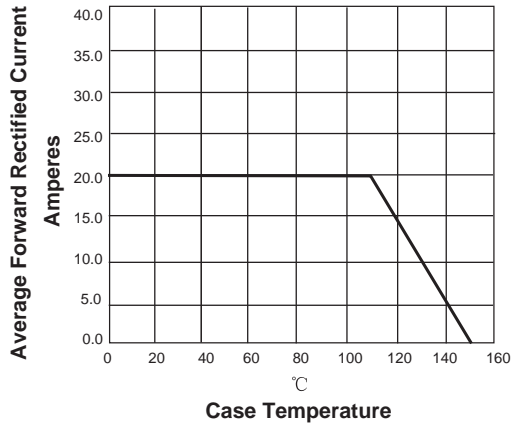


FIG. 2-MAXIMUM NON-REPETITIVE PEAK FORWARD SURGE CURRENT PER LEG

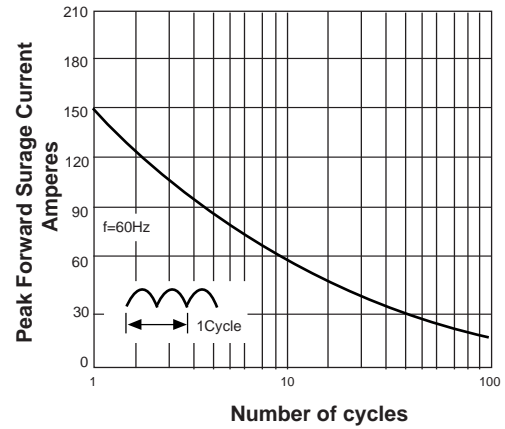


FIG. 3-TYPICAL FORWARD VOLTAGE CHARACTERISTICS

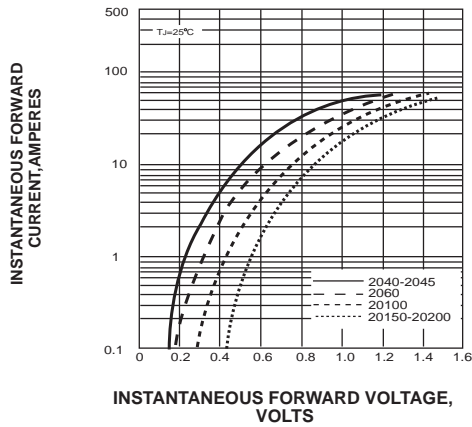


FIG. 4-TYPICAL REVERSE LEAKAGE CHARACTERISTICS

