

产品规格确认书

Specification Approval Sheet

客户名称: _____

Customer name

产品名称: _____ 可充电纽扣电池ML1220 3.0V

Model Name

物料编码: _____ FLY.ML1220

Model Numbe

送样日期: _____

Date:

◆ 出厂签章:

工程部	品质部	业务部	批准
解聪	朱敏飞	王培	陈远洪
送样数量:		确认书份数:	

◆ 客户确认签章:

审核	批准	确认签章

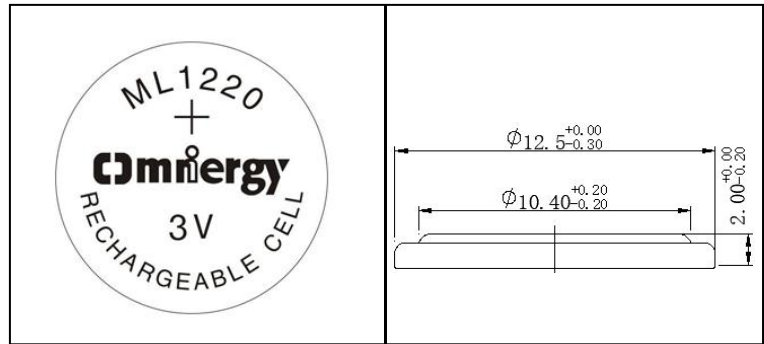
效率服务创造品牌 诚信品质铸就未来

电话:0769-83269986 地址:东莞市寮步镇松湖智谷产业园A4栋4F

NO. : FLY-ML1220-A0

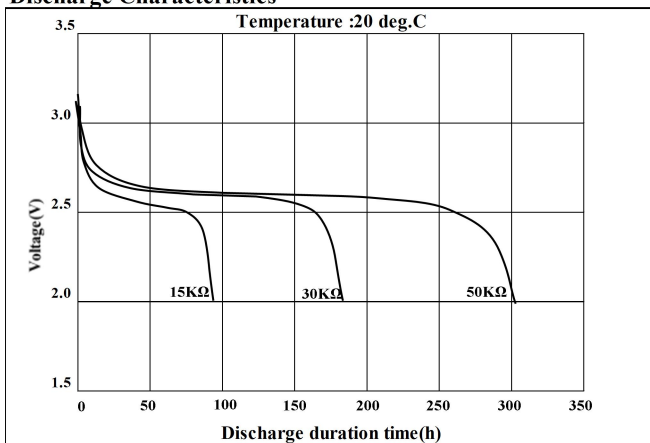
Specifications

Nominal Discharge current	0.1mA
Nominal Voltage	3V
Nominal Capacity	18(mAh)
Continuous standard load	30(kΩ)
Nominal Charge current	1mA
Operating temperature	-20°C~70°C
Weight	0.8 (g)
UL Recognition	MH29853

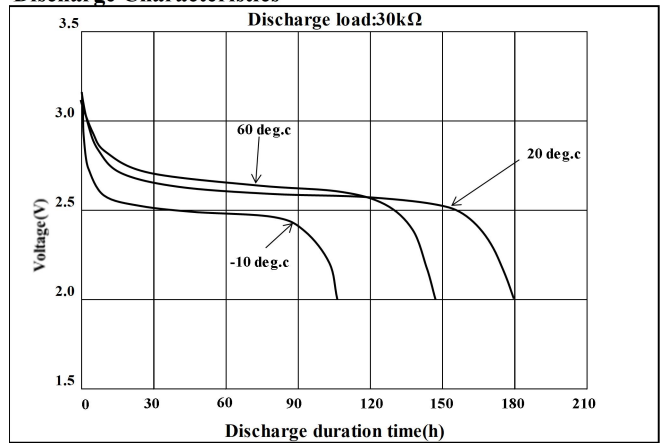


Characteristics

Discharge Characteristics



Discharge Characteristics



Characteristics :

[TABLE 1]

TEST ITEMS	TEMPERATURE	INITIAL	AFTER 12 MONTHS	REMARKS
Open-circuit Voltage	20±2°C	2.8V TO 3.2V	2.5V TO 3.2V	

[TABLE 2]

TEST ITEMS	TEMPERATURE	INITIAL	AFTER 12 MONTHS	REMARKS
Service Life	60±2°C	≥140 Hrs	-	Continuous Discharge Under Standard Load to 2.0V End-Voltage
	20±2°C	≥180 Hrs	≥150 Hrs	
	-10±2°C	≥100 Hrs	-	

[TABLE 3]

TEST ITEM	STORAGE TEMP	STORAGE PERIOD	REQUIREMENT	REMARKS
Service Life After Storage At High Temperature	60 ±2°C	20 Days	≥150 Hrs	Continuous Discharge At 20±2°C Under Standard Load To 2.0V End-Voltage After Storage.

[TABLE 4]

TEST ITEM	TEMPERATURE	DISCHARGE DEPTH	REQUIREMENT	REMARKS
Cycle life	20±2°C	100%	≥12 cycles	
		10%	≥300 cycles	

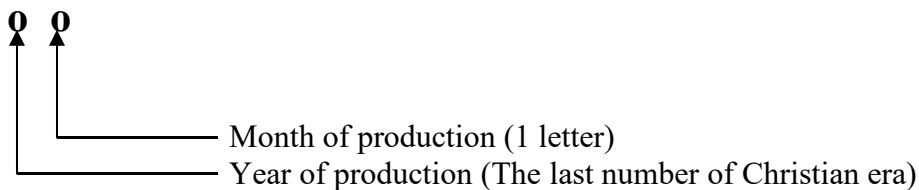
[TABLE 5]

TEST ITEM	REQUIREMENT	TEST CONDITIONS
Leakage Characteristics	No Leakage	Temperature: 45 ± 2°C, Relative Humidity: 75% Storage: 30 Days Shall Be Inspected By Visual Means

■ **Markings:**

Markings on batteries :

- 5.1.1 Battery type : ML1220
- 5.1.2 Brand of battery: **Omnergy**
- 5.1.3 Polarity : + [(-) shall not be indicated]
- 5.1.4 Manufacturing marks : The year and month of production shall be marked on the negative (-) terminal side



[Example] 01 Manufactured in January 2020

0X Manufactured in October 2020

0Y Manufactured in November 2020

0Z Manufactured in December 2020

Month of production.

- January to September -- 1- 9

- Oct, Nov, Dec, -----X,Y, Z

■ **Cycle life:**

(1) 100% Charge-Discharge Test

- (a) Leave the battery samples at 20±2°C for at least 12 hours.
- (b) Charge the battery samples at 1mA until 3.25±0.01V.
- (c) Use 3.25V constant voltage for charging for next 4 hours.
- (d) Discharge the battery samples continuously at 0.9mA for 12 hours.
- (e) Repeat the above (b), (c) and (d).

Count the number of cycles until the discharge end-point voltage drops below 2.0V.

(2) 10% Charge-Discharge Test

- (a) Leave the battery samples at 20±2°C for at least 12 hours.
- (b) Charge the battery samples continuously at 0.5mA until 3.25 ± 0.01V.
- (c) Discharge the battery samples at 0.5mA for 4 hours.
- (d) Repeat (b) and (c).

Count the number of cycles until the discharge end-point voltage drops below 2.0V.

■ **Maximum Allowable Charge Current to Battery**

Model	Maximum allowable charging current	Model	Maximum allowable charging current	Maximum allowable charging voltage
ML1220	5mA	ML2032	20mA	5V
ML2020	5mA	ML2430	20mA	

Protection resistance R must exceed the value calculated in the following formula:

$$R \cong \frac{V (\text{Main power source voltage})}{I (\text{Maximum allowable charge current per battery})}$$

■ **Precautions for Mounting**

1. Overlapping Batteries

Lithium Manganese Dioxide Battery has exposed positive(+)and negative(-) metallic surfaces with a thin cylindrical seal, called the gasket, inbetween them. When the batteries are overlapped or mixed together in a disorderly way, their positive(+)and negative(-)terminals touch each other, causing short-circuits.

2. The Batteries Put in a Metallic Container or on a Metallic Plate

Similar to the overlapping battery problem, when the batteries are put in a metallic container or on a metallic plate, their positive(+)and negative(-)terminals may short-circuit through the conductive surface, depending on how the batteries are position.

3. When The Battery is Held with Metallic Tweezers

When held with a pair of metallic tweezers as shown, the battery short-circuits through the tweezers.

4. When The Battery Lead Plates Touch Each Other

When the battery lead plates bend and touch each other or other either terminal, the battery short-circuits.

5. older Bridges

Solder may bridge between circuit board conductors, causing a short-circuit and draining the battery.

6. Short-circuits through Soldering Irons

Similar to solder bridging, when the circuit board wiring is short-circuited by a soldering iron for an extended period the battery is drained and consumed. Complete short-circuits through soldering irons within 5 seconds.

7. Short-circuits through Piled Circuit Boards

When circuit boards with the batteries are piled on top of one another, their conductive traces may touch and form a battery discharge circuit that consumes the battery's power.

8. Discharge through Conductive Electrostatic Prevention Mats

Conductive mats are widely used to prevent static electricity from destroying semiconductors. If a circuit board with mounted battery is put on a conductive mat, the soldered conductors may touch the mat, providing a discharge path for the battery.

9. Improper Battery Mounting Polarity

When the battery's positive (+) and negative (-) terminals are reversed with respect to the battery mounting's polarity marks, the battery may be discharged, depending on the type of electric circuit.

10. Solder

When the battery lead plates are dipped in a molten solder bath, the battery is temporarily short-circuited. Therefore, complete dipping within 5 seconds.

■ Handling Precautions

Please read and observe the following precautions thoroughly.

Lithium Manganese Dioxide Battery contains flammable materials, such as organic solvent. Improper battery handling may cause leakage, heating, explosion or ignition of the battery, which may lead to injury or product failure.

■ PRECAUTIONS

1. Do not put the battery into microwave oven or drying machine.
2. Do not drop, apply excessive damage or deform the battery.
3. Do not mix the used battery together with the new battery or different type of batteries.
4. Do not store the battery in high temperature and high humidity location and where the battery is exposed to sunlight to avoid performance deterioration, swelling or leakage, of the battery.

■ <WARNING>

1. The storage temperature range and storage humidity range of the battery in the warehouse are:
0°C~30°C/35%~75%
2. Keep away from infants. If infant happens to swallow the battery, consult a doctor immediately.
3. Note: if the temperature is higher than the continuous use +60 °C or below -10°C. Please contact the Power Glory.