



电子元器件规格书 RELAY SPECIFICATION

器件名称 Name :	继电器 (RoHS) RELAY
型号规格 Product Name:	MPD-S-112-A (0.4W, 16A)
客户名称 Customer:	
客户编码 Customer Number:	
版本 Version:	V1.0

(客户批准) Customer Approval

(盖章处) STAMPING AREA

批准 Approved By	审核 Checked By	编制 Created By
黄晓湖 XIAOHU HUANG	林罗豪 LUOHAO LIN	洪泽钊 ZEZHAO HONG



注意事项(Remarks:):

- 1、本规格书双方签字后正式生效，本规格书连同封面共 11 页；

(Specification come into force after signed by both parties. Total 11 pages)

- 2、本规格书一式两份，版本由使用方与供方共同维护；

Two copies of this specification, maintained by both parties.

- 3、任何对内容的改动必须经双方同意，并以书面文件的形式发布。

Any changes must agreed by both parties, and publish the form of a written document.

本规格书有中英文两种版本。如有冲突，以中文版本为准，英文版本则为参考。(This specification is made out in both Chinese and English versions. We hereby set Chinese version as standard and English version as a reference if any conflicts occur.)



变更记录Update records

序号 No.	更改内容 Change Contents	更改原因 Change Reason	更改时间 Date	责任人 person

一 浙江美硕继电器认证类型及认证号 Approvals type and approvals number

1.1	CQC certificate	CQC10002049964
1.2	UL certificate	E358149
1.3	TUV certificate	R50184948

二 线圈参数 Coil Specification

2.1	额定电压 Rated voltage	12VDC
2.2	线圈电阻 Coil resistance	360Ω±10% (at 23±1℃)
2.3	额定功率 Rated power	0.4W
2.4	最大允许电压 Max.allowable voltage	15.6V

三 触点参数 Contact Specification

3.1	触点额定参数 Contact rating	16A 250VAC
3.2	最大切换电流 Max.Switching current	16A
3.3	最大触点容量 Max. contact capacity	4000VA
3.4	最小适用负载 Min.Applicable Load	1A 6VDC

四 操作性能 Operate Performances

4.1	接触电阻 Contact resistance	≤100mΩ (1A 6VDC)
4.2	吸合电压 Operate voltage	≤9VDC
4.3	释放电压 Release voltage	≥0.6VDC
4.4	吸合时间 Operate time	≤10ms
4.5	释放时间 Release time	≤5ms

五 寿命要求 Life Requirements

5.1	电气寿命 Electrical Life	50,000 次, 16A 250VAC, 阻性负载, 常温条件, 1 秒通 9 秒断 50,000 cycles, 16A 250VAC, resistive load,
-----	-------------------------	---

		Normal temperature condition, 1 second on 9 seconds off
5.2	机械寿命 Mechanical Life	1,000,000 次, (无负载, 300 次/分钟) 1,000,000 cycles ,No load, 300 cycles/minute

六 安全及环境性能要求

Safety and environmental performance requirements

6.1	存储条件 Storage Condition	温度: -20~+40℃, 湿度: 20%~85%RH Temperature: -20~+40℃, Humidity: 20%~85%RH
6.2	使用条件 Use Condition	温度: -40~+105℃, 湿度: 20%~85%RH Temperature: -40~+105℃, Humidity: 20%~85%RH
6.3	安装方向 Installation direction	端子向下 Terminal down
6.4	绝缘电阻 Insulation resistance	断开触点间、触点和线圈间: 1000MΩ Min (500VDC) Open contacts、Contacts and coil: 1000MΩ Min (500VDC)
6.5	介质耐压 Dielectric Strength	断开触点间: 1000VAC (1mA) (50/60Hz) 1 分钟 Open contacts: 1000VAC (1mA) (50/60Hz) 1 min 触点和线圈间: 4000VAC (1mA) (50/60Hz) 1 分钟 Contacts and coil: 4000VAC (1mA) (50/60Hz) 1 min
6.6	引出脚强度 Lead-out foot strength	在垂直于引出脚方向上施加 15N 的拉力 6s, 继电器应无异常。 The relay shall not be abnormal if a 15N pull force of 6S is applied perpendicular to the direction of the lead pin.
6.7	耐振动性 Vibration resistance	<p>6.7.1 耐久振动: 在振动为双振幅 1.5mm、无励磁的状态时、以振动频率 10~55~10 Hz/分的振荡在 XYZ 的各方向上进行 2 小时后, 在外观、构造、性能上应没有异常。 Durable vibration When the vibration is a double amplitude of 1.5 mm or less, the oscillation at a vibration frequency of 10 to 55 to 10 Hz / minute is performed for 2 hours in each direction of the XYZ, and there is no abnormality in appearance, configuration, and performance.</p> <p>6.7.2 误动作振动: 在振动为双振幅 1.5mm、励磁的状态时、以振动频率为 10~55~10Hz/分的振荡在 XYZ 的各方向上进行 5 分钟时, 实验中应没有误动作。实验后在外观、构造、性能上应没有异常。 Malfunctioning vibration When the vibration is a double amplitude of 1.5 mm and the excitation state is performed, the oscillation at a vibration frequency of 10 to 55 to 10 Hz / minute is performed</p>

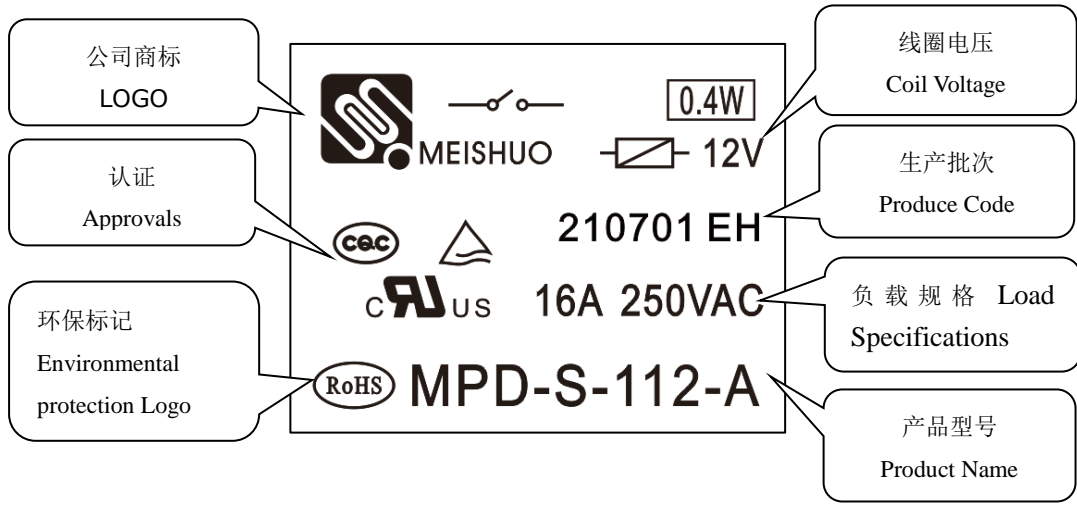
		<p>for 5 minutes in each direction of the XYZ, and there is no malfunction in the experiment. After the experiment in appearance, structure, performance should be no exception.</p>
6.8	耐冲击性 Impact resistance	<p>6.8.1 耐久冲击：在无励磁的状态下，以加速度为 1,000m/s² 的冲击在 XYZ 的各方向进行 5 次后，在外观、构造、性能上应没有异常。</p> <p>Durable impact In the absence of excitation, the acceleration of 1,000m / s² in the XYZ in the direction of the five times, in the appearance, structure, performance should be no exception.</p>
		<p>6.8.2 误动作冲击：在励磁的状态时、以加速度为 200m/s² 的冲击在 XYZ 的各方向进行 2 次时，实验中应没有误动作。实验后在外观、构造、性能上应没有异常。</p> <p>Malfunctioning In the state of excitation, when the acceleration of 200m / s² in the XYZ in the direction of the two times, the experiment should be no malfunction. After the experiment in appearance, structure, performance should be no exception.</p>
6.9	耐低温性 Low temperature resistance	<p>6.9.1 使用时耐低温：将没有外加电压和电流的继电器放入温度为-40±2℃的恒温槽内连续保持 2 小时后、在保持原状态的同时对实验回路外加额定电压进行实验时，继电器能正常动作。（在 0℃时不结冰状态）</p> <p>Use low temperature when used The relay will be able to move normally when the rated voltage is applied to the experimental circuit while maintaining the original state for 2 hours in a constant temperature tank with no voltage and current applied to the temperature of -40 ± 2 °C. (No ice at 0°C)</p>
		<p>6.9.2 贮存时耐低温性：将继电器放入温度为-20±2℃的恒温槽内连续保持 72 小时后，移放入常温常湿的地方，擦去水滴，放置 1~2 小时，随后检查其构造、动作、绝缘电阻、介电性能，应没有异常。</p>

		<p>Low temperature resistance when stored The relay placed in the temperature of $-20 \pm 2 \text{ }^{\circ}\text{C}$ constant temperature tank for 72 hours, then moved to the room temperature and humidity, wipe the water droplets, put 1 to 2 hours, then check its structure, action, insulation resistance, Dielectric properties should be no exception.</p>
6.10	<p>耐高温性 High temperature resistance</p>	<p>6.10.1 使用时耐高温性 在继电器的控制回路上加额定电压、主回路通额定电流的状态下，将其放入 $105 \pm 2 \text{ }^{\circ}\text{C}$ 的恒温槽内连续 2 小时后，在保持原状态的同时对实验回路进行开关实验时，继电器应能正常动作。</p> <p>Use high temperature resistance In the relay control circuit plus rated voltage, the main circuit through the rated current state, put it into the $105 \pm 2 \text{ }^{\circ}\text{C}$ constant temperature tank for 2 hours, while maintaining the original state of the experimental circuit for the switch test, The relay should be able to operate normally.</p> <p>6.10.2 贮存时耐高温性 将继电器放入温度为 $40 \pm 2 \text{ }^{\circ}\text{C}$ 的恒温槽内连续保持 72 小时后，移放入常温常湿的地方，擦去水滴、放置 1~2 小时，随后检查其构造、动作、绝缘电阻、介电性能、应没有异常。</p> <p>High temperature resistance when stored The relay placed in the temperature of $40 \pm 2 \text{ }^{\circ}\text{C}$ constant temperature tank for 72 hours, then transferred to the room temperature and humidity, wipe the water droplets, put 1 to 2 hours, then check its structure, action, insulation resistance, mediated Electrical performance should be no exception.</p>
6.11	<p>耐湿性 Moisture resistance</p>	<p>6.11.1 将继电器放入温度为 $40 \pm 2 \text{ }^{\circ}\text{C}$、相对湿度为 90~95% 的环境里连续保持 48 小时后，移到常温常湿的地方放置 1 小时以上、2 小时以内后检查其构造、动作、绝缘电阻、介电性能，应没有异常。</p> <p>The relay placed in the temperature of $40 \pm 2 \text{ }^{\circ}\text{C}$, relative humidity of 90 ~ 95% of the environment for 48 hours in a row, moved to room temperature</p>

		and humidity place for 1 hour or more, 2 hours after the check its structure, action, insulation Resistance, dielectric properties, should be no exception.
6.12	可焊性 Solderability	6.12.1 235±5℃, 3±1s (有铅焊接): 260±5℃, 3±1s (无铅焊接), 90%以上引脚面积覆锡。 (235±5℃, 3±1s, Leaded soldering, 260±5℃, 3±1s, No Leaded soldering, More than 90% of the lead area of tin.)
6.13	阻燃性 Flame retardancy	6.13.1 按照 IEC60695-2-11 灼热丝测试要求中的 750℃灼热丝可燃性试验方法, 外壳和基座在灼热丝接触测试面的过程中火焰持续时间不超过 2 秒。 According to IEC 60695-2-11 burning wire test requirements in the 750 °C glow wire flammability test method, the case and the base in the glow wire contact test surface in the process of flame duration of not more than 2 seconds.

七 厂家型号及型号含义、印字图及各部位含义说明 (体现厂家、批号、认证等)

Manufacturer P/N , Meaning of P/N, Printing and remarks

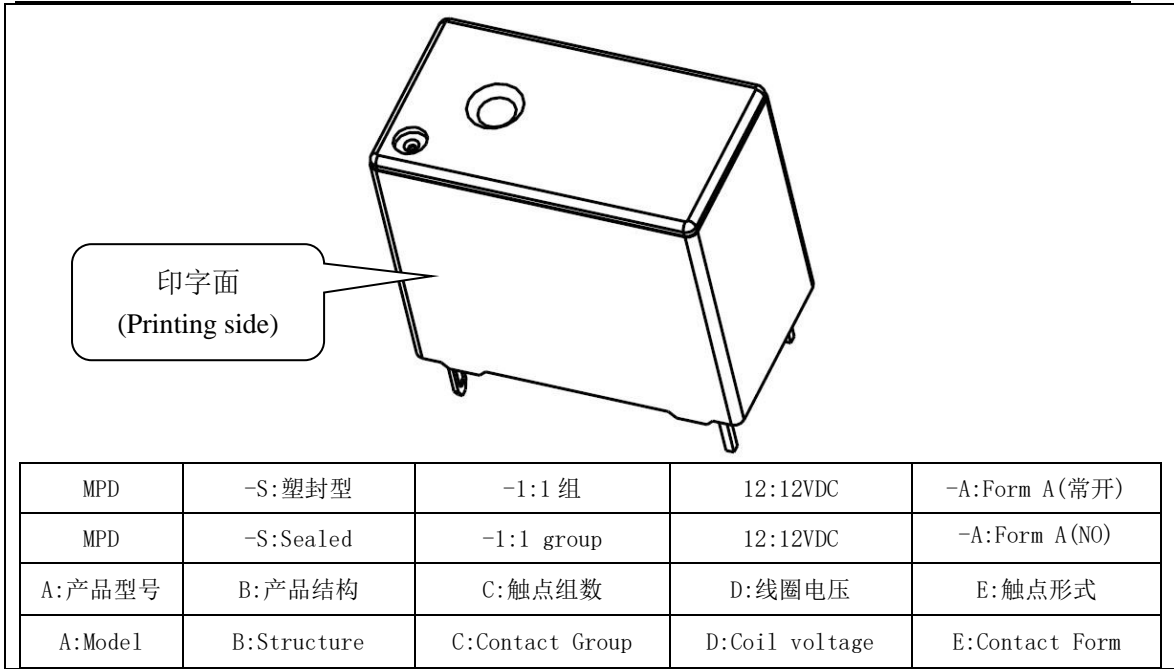


The diagram shows a relay's printing area with the following markings and callouts:

- 公司商标 LOGO**: Meishuo logo.
- 认证 Approvals**: CQC, CE, and RoHS logos.
- 线圈电压 Coil Voltage**: 0.4W and 12V.
- 生产批次 Produce Code**: 210701 EH.
- 负载规格 Load Specifications**: 16A 250VAC.
- 产品型号 Product Name**: MPD-S-112-A.

注: 此印字图中批次号带“E”表示继电器可通过灼热丝测试
“H”表示高负载

Note: the batch number "E" in this print indicates that the relay can pass the hot wire test
"H" means high load



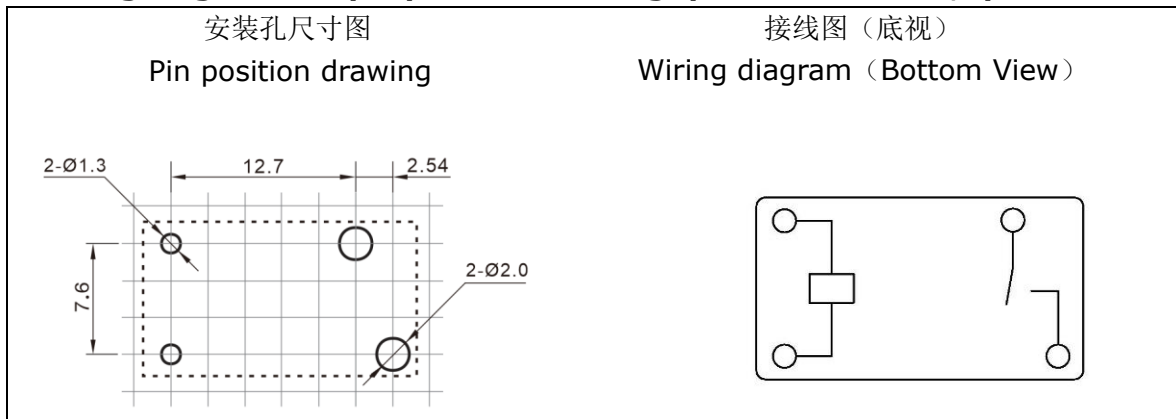
八 生产批号标识 (Produce Code) XX XX XX (

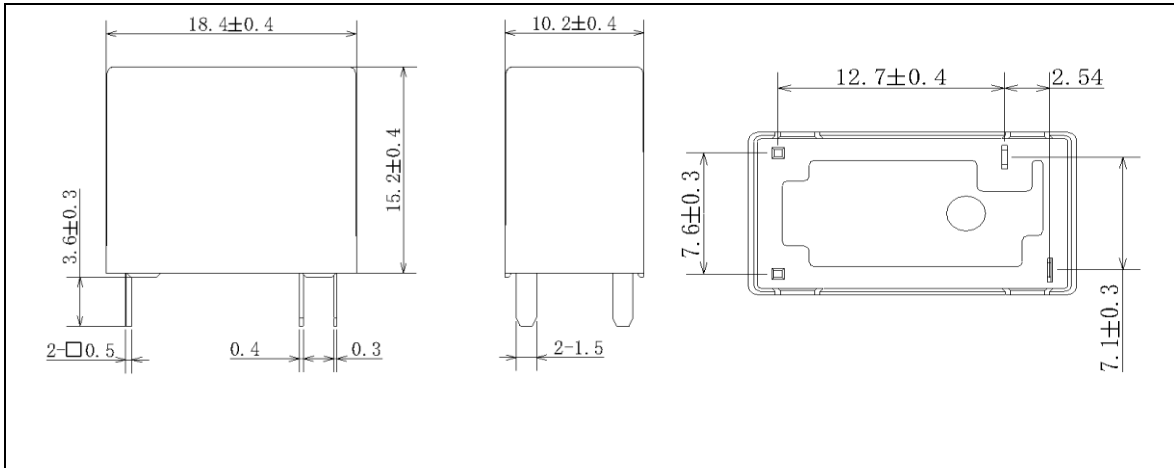
1 2 3

- 1、年份批号 (Year) (10-2010, ……)
- 2、月份编号 (Month) (01, 02, 03, 04, 05, 06, 07, 08, 09, 10, 11, 12)
- 3、流水批号 (Serial number) (01, ……)

九 接线及装配尺寸图 (孔距公差±0.2mm, 孔径公差±0.1mm)

Wiring diagram and pin position drawing (pin distance±0.2, Apert ±0.1)



十 外观尺寸图 Outline Dimensions


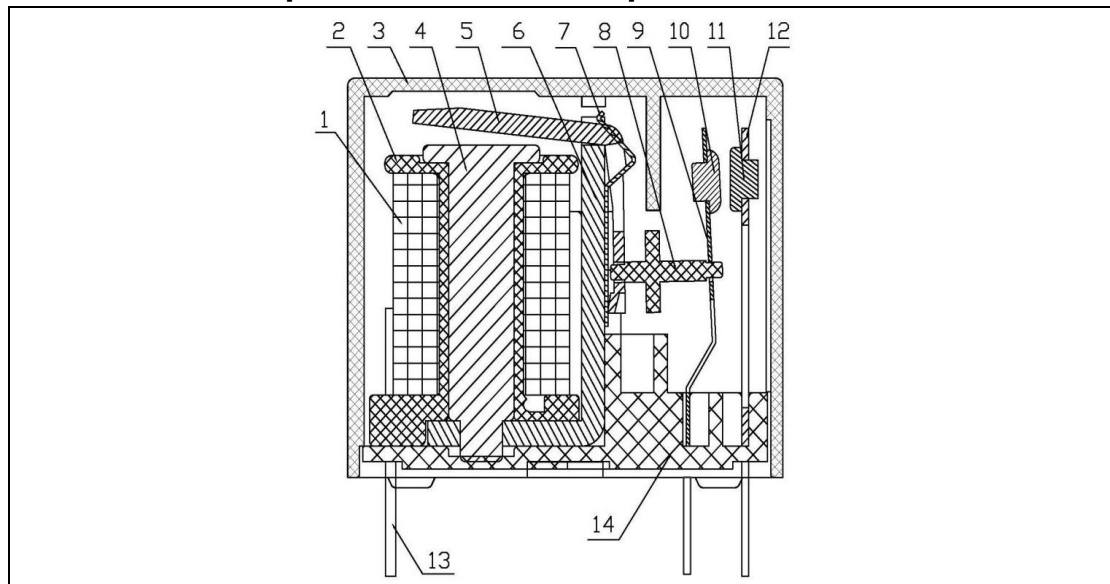
备注：外形图中产品部分未注公差尺寸，当尺寸 ≤ 1 mm，公差为 ± 0.2 mm；

当尺寸在 $1 \sim 5$ mm，公差为 ± 0.3 mm；当尺寸 > 5 mm，公差为 ± 0.4 mm。

Note:

The tolerance dimension of the product parts in outline drawing is ≤ 1 mm, tolerance is ± 0.2 mm;

When the dimension is $1 \sim 5$ mm, the tolerance is ± 0.3 mm; When size > 5 mm, tolerance is ± 0.4 mm.

十一 内部结构图 Important Part And Components


序号 (NO.)	零件名称	Part Name	序号 (NO.)	零件名称	Part Name
1	漆包线	Insulation wire	8	推杆	Card
2	线圈架	Bobbin	9	动簧片	Moving spring
3	外壳	Case	10	动点	Moveable Contact
4	铁芯	Core	11	静点	Stationary Contact
5	衔铁	Armature	12	静簧脚	Stationary Terminal

6	轭铁	Yoke	13	引线针	Coil-Terminal
7	压簧	Hinge	14	基座	Base

十二 零部件成分、供应商等

component brand, parameters, ingredients, etc

序号 (No.)	零件名称 (Part Name)	材料 (Material)	供应商 (Supplier)
1	漆包线 Insulation wire	3UEW	蓉胜/一致/益利素勒/大连富士 Ronsen/Yichi/ Elektrisola/FUJI
2	线圈架 Bobbin	工程塑料 Plastic	宝理/新光/杜邦/三菱/金发 (Polyplastics / Shin Kong / DuPont / Mitsubishi / King FA)
3	外壳 Case	工程塑料 Plastic	宝理/新光/杜邦/三菱/南通 (Polyplastics / Shin Kong / DuPont / Mitsubishi /Nantong)
4	铁芯 Core	电工纯铁 Iron	太钢/宝钢/鞍钢 (TISCO/ANSTEEL/BAOSTEEL)
5	衔铁 Armature	电工纯铁 Iron	太钢/宝钢/鞍钢 (TISCO/ANSTEEL/BAOSTEEL)
6	轭铁 Yoke	电工纯铁 Iron	太钢/宝钢/鞍钢 (TISCO/ANSTEEL/BAOSTEEL)
7	压簧 Hinge	铜合金 Copper alloy	鑫科/三菱/兴业/博威 (Xinke / Mitsubishi / Industrial / Bowe i)
8	推杆 Card	工程塑料 Plastic	宝理/杜邦/飞利浦/住友 (Polyplastics / DuPont / Philips / Sumitomo)
9	动簧片 Moving spring	铜合金 Copper alloy	鑫科/三菱/兴业/博威 (Xinke / Mitsubishi / Industrial / Bowe i)
10	动点 Moveable Contact	银氧化锡 AgSnO ₂	福达/聚星/格林/宁波电工 (Foodar/Green/Juxing/ Gold Point)
11	静点 Stationary Contact	银氧化锡 AgSnO ₂	福达/聚星/格林/宁波电工 (Foodar/ Green/Juxing/ Gold Point)
12	静簧脚 Stationary Terminal	铜合金 Copper alloy	鑫科/三菱/兴业/博威 (Xinke / Mitsubishi / Industrial / Bowe i)
13	引线针 Coil-Terminal	铜包钢 Copper plated steel	跃兴/宏福 (Hongfu/Yuexing)

14	基座 Base	工程塑料 Plastic	宝理/新光/杜邦/三菱/南通 (Polyplastics / Shin Kong / DuPont / Mitsubishi /Nantong)
----	------------	-----------------	--

十三 来料包装形式 packaging

13.1	来料包装形式 Incoming packaging	内包装用塑盒包装（100 只/盒），外包装用牢固的纸箱包装（2000 只/箱）。 The inner packaging is packed in plastic boxes (100 pcs/box), and the outer packaging is packed in a firm carton (2000 pcs/box).
13.2	运输规定 Shipping regulations	产品运输过程中应注意防止重压、跌落、防潮和防热。 During product transportation, care should be taken to prevent heavy pressure, dropping, moisture and heat.

十四 厂家扫描版本附件 Factory scan version of the annex 无 NIL