



Features

- Shielded construction
- Carbonyl powder core
- High saturation current
- Inductance range: 0.10 to 10 μ H
- AEC-Q200 qualified
- RoHS compliant* and halogen free**

Applications

- Automotive systems:
 - Driver assistant
 - Information
 - Entertainment
 - Lighting
- DC/DC converters
- Power supplies

SRP1238A Series - Shielded Power Inductors

Electrical Specifications @ 25 °C

Bourns Part Number	Inductance @ 100 KHz / 1 V		DCR (m Ω) Max.	I _{rms} (A)	I _{sat} (A)
	L (μ H)	Tol. (%)			
SRP1238A-R10Y	0.10	± 30	0.43	43	84
SRP1238A-R15Y	0.15	± 30	0.48	41	75
SRP1238A-R22M	0.22	± 20	0.81	38.5	65
SRP1238A-R33M	0.33	± 20	1.0	36.5	62
SRP1238A-R47M	0.47	± 20	1.8	32	55
SRP1238A-R60M	0.60	± 20	2.2	29	51
SRP1238A-R68M	0.68	± 20	2.5	28	49
SRP1238A-R82M	0.82	± 20	3.0	25	44
SRP1238A-1R0M	1.0	± 20	3.5	24	40
SRP1238A-1R2M	1.2	± 20	4.0	21	37
SRP1238A-1R5M	1.5	± 20	5.5	19	35
SRP1238A-1R8M	1.8	± 20	7.0	17	30
SRP1238A-2R2M	2.2	± 20	8.0	16	29
SRP1238A-3R3M	3.3	± 20	13.5	12	27
SRP1238A-4R7M	4.7	± 20	18.5	10	24
SRP1238A-5R6M	5.6	± 20	22.0	9.5	19
SRP1238A-6R8M	6.8	± 20	24.0	9	18
SRP1238A-8R2M	8.2	± 20	28.0	8.5	16
SRP1238A-100M	10	± 20	34.0	7	14

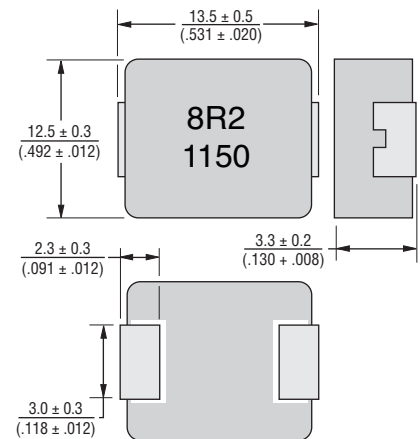
General Specifications

Test Voltage 1.0 V
 Test Frequency 100 KHz
 Operating Temperature -40 °C to +150 °C
 (Temperature rise included)
 Storage Temperature -40 °C to +125 °C
 Rated Current Inductance drops 20 % at I_{sat}
 Temperature Rise 40 °C at rated I_{rms}
 Resistance to Soldering Heat +260 °C, 40 sec. max.

Materials

Core Carbonyl powder
 Wire Enameled copper
 Terminal Finish Sn
 Packaging 500 pcs. per 13-inch reel

Product Dimensions

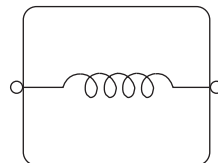


How to Order

SRP1238A - 100M

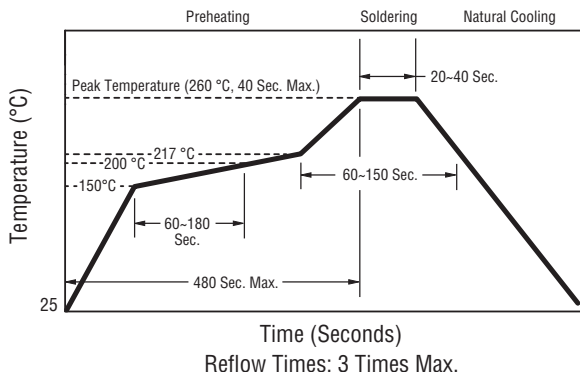
Model _____
 Value Code (see table) _____

Electrical Schematic

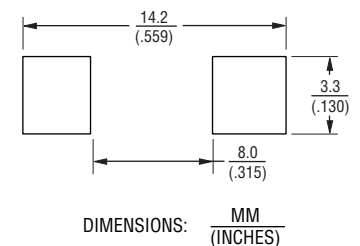


Soldering Profile

Peak Temperature: 260 °C max.
 Max. Peak Temperature 260 °C: 40 sec. max.
 Max. Time Above 217 °C: 60-150 sec. max.



Recommended Layout



* RoHS Directive 2002/95/EC Jan. 27, 2003 including annex and RoHS Recast 2011/65/EU June 8, 2011.

** Bourns follows the prevailing definition of "halogen free" in the industry. Bourns considers a product to be "halogen free" if (a) the Bromine (Br) content is 900 ppm or less; (b) the Chlorine (Cl) content is 900 ppm or less; and (c) the total Bromine (Br) and Chlorine (Cl) content is 1500 ppm or less.

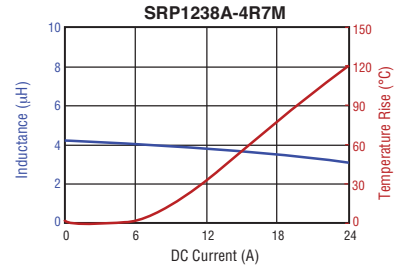
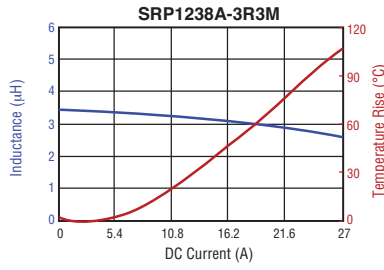
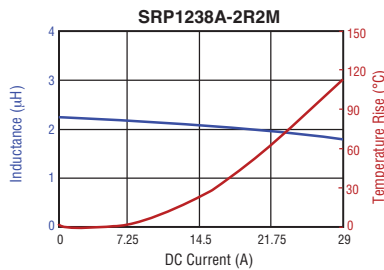
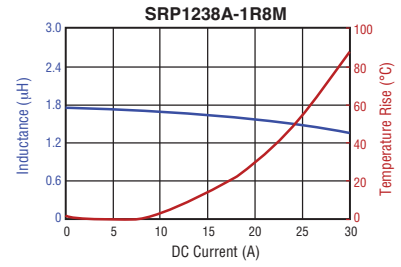
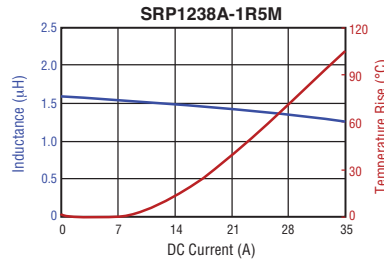
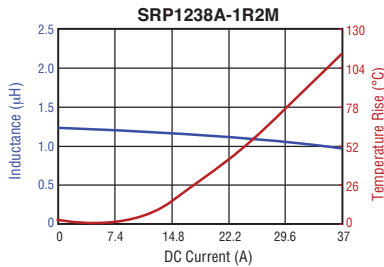
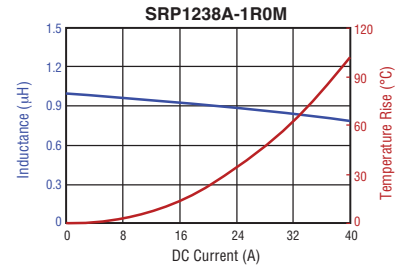
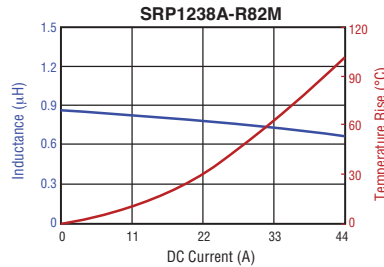
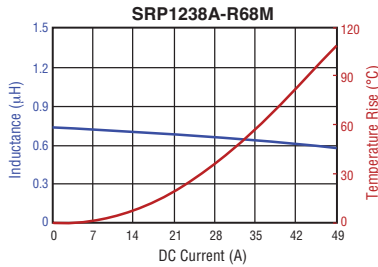
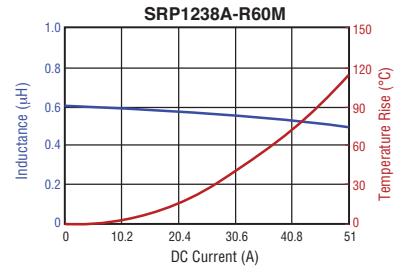
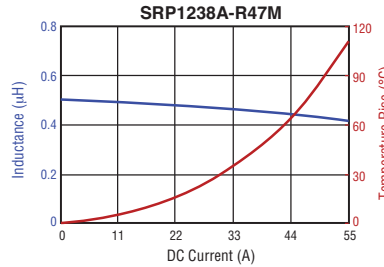
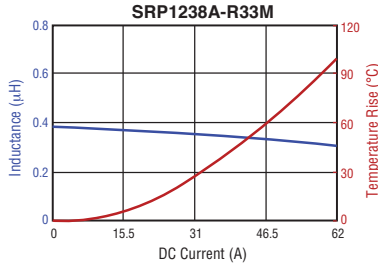
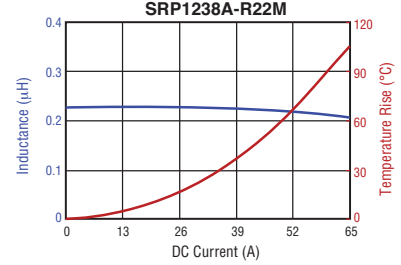
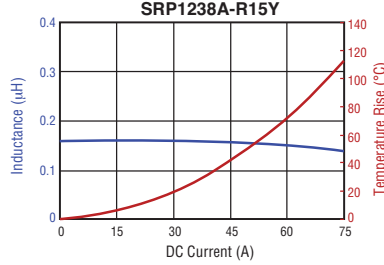
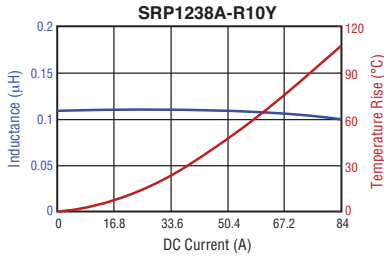
Specifications are subject to change without notice.

The device characteristics and parameters in this data sheet can and do vary in different applications and actual device performance may vary over time. Users should verify actual device performance in their specific applications.

SRP1238A Series - Shielded Power Inductors



L vs. I Charts

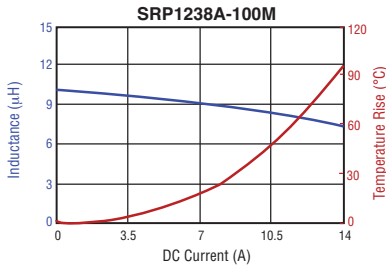
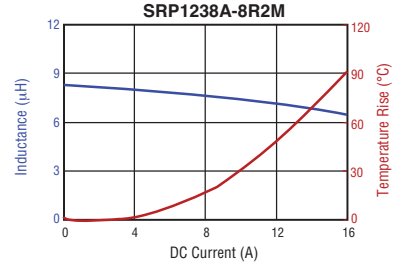
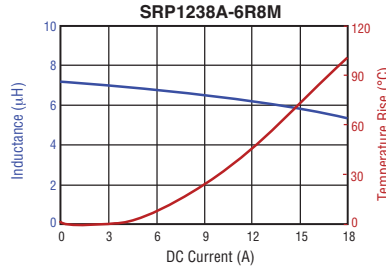
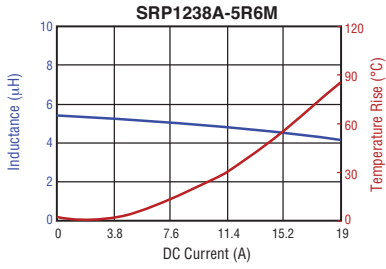


Specifications are subject to change without notice. The device characteristics and parameters in this data sheet can and do vary in different applications and actual device performance may vary over time. Users should verify actual device performance in their specific applications.

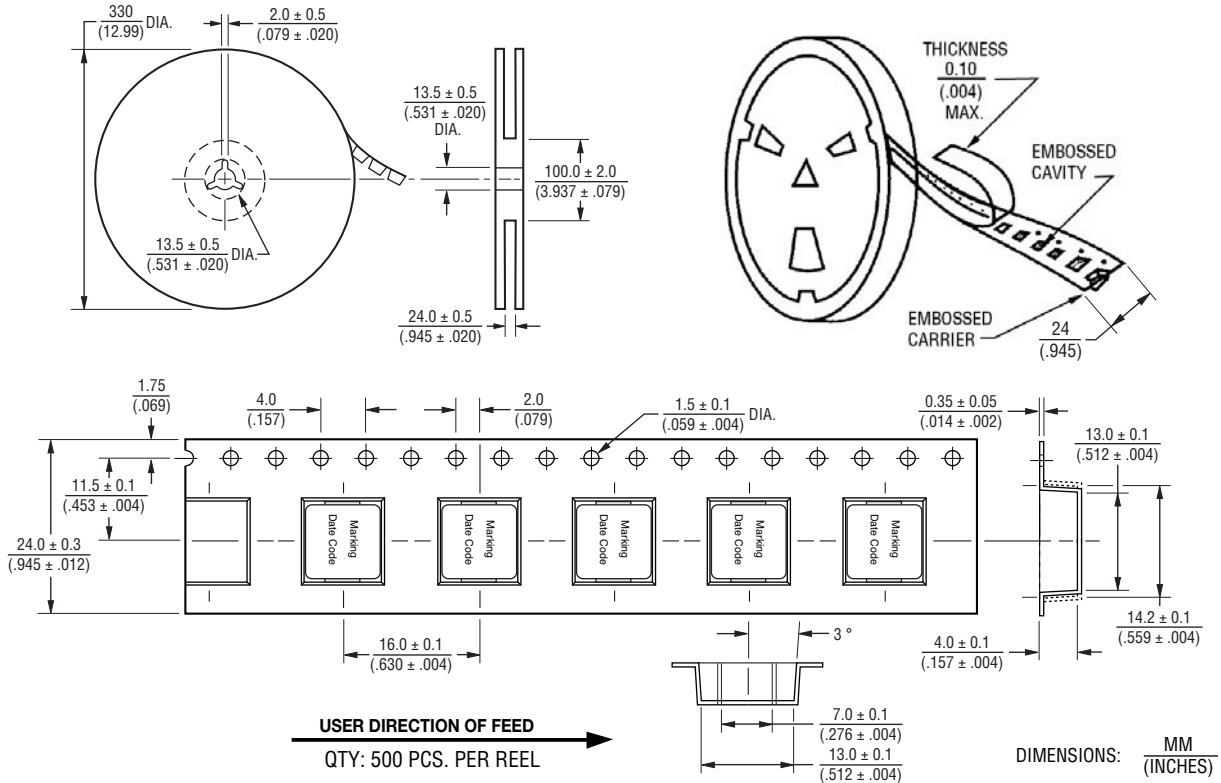
SRP1238A Series - Shielded Power Inductors



L vs. I Charts (Continued)



Packaging Specifications



05/14

Specifications are subject to change without notice. The device characteristics and parameters in this data sheet can and do vary in different applications and actual device performance may vary over time. Users should verify actual device performance in their specific applications.