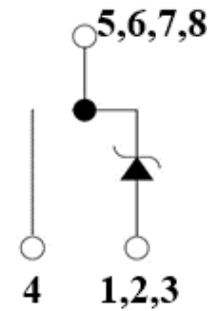



Product Summary

$V_R = 650\text{ V}$
 $I_F = 6\text{ A}$ ($T_C=148^\circ\text{C}$)
 $Q_c = 15\text{ nC}$ ($V_R=400\text{ V}$)



DFN 5x6

Features

- Zero Forward/Reverse Recovery Current
- High Blocking Voltage
- High Frequency Operation
- Positive Temperature Coefficient on V_F
- Temperature Independent Switching Behavior
- High surge current capability

Benefits

- Higher System Efficiency
- Parallel Device Convenience without thermal runaway
- Higher Temperature Application
- No Switching loss
- Hard Switching & Higher Reliability
- Environmental Protection

Applications

- PC Power
- Server Power Supply
- PFC Boost Topology
- AC/DC converters
- DC/DC converters
- Uninterruptable power supplies

Maximum Ratings ($T_C=25^\circ\text{C}$ unless otherwise specified)

| Parameter | Symbol | Test conditions | Value | Unit |
|---------------------------------------|-----------|---|-----------------|------------------|
| Peak Repetitive Reverse Voltage | V_{RRM} | | 650 | V |
| Peak Reverse Surge Voltage | V_{RSM} | | 650 | V |
| DC Blocking Voltage | V_R | | 650 | V |
| Continuous Forward Current | I_F | $T_C=25^\circ\text{C}$ $T_C=135^\circ\text{C}$ $T_C=148^\circ\text{C}$ | 16 7.5 6 | A |
| Non repetitive Forward Surge Current | I_{FSM} | $T_C = 25^\circ\text{C}$, $t_p=10\text{ ms}$, Half Sine Pulse $T_C = 110^\circ\text{C}$, $t_p=10\text{ ms}$, Half Sine Pulse $T_C = 25^\circ\text{C}$, $t_p=10\ \mu\text{s}$, Square | 33 25 200 | A |
| Repetitive peak Forward Surge Current | I_{FRM} | $T_C = 25^\circ\text{C}$, $t_p=10\text{ ms}$, Freq = 0.1Hz, 100 cycles, Half Sine Pulse $T_C = 110^\circ\text{C}$, $t_p=10\text{ ms}$, Freq = 0.1Hz, 100 cycles, Half Sine Pulse | 25 20 | A |
| Total power dissipation | P_D | $T_C=25^\circ\text{C}$ | 60 | W |
| Operating Junction Temperature | T_J | | -55 to 175 | $^\circ\text{C}$ |
| Storage Temperature | T_{STG} | | -55 to 175 | $^\circ\text{C}$ |

Stresses exceeding those listed in the Maximum Ratings table may damage the device. If any of these limits are exceeded, device functionality should not be assumed, damage may occur and reliability may be affected.

Electrical Characteristics

| Parameter | Symbol | Test conditions | Min | Typ | Max | Unit |
|-------------------------|----------|--|-----|------|-----|---------|
| DC Blocking Voltage | V_{DC} | $I_R = 250\mu A, T_J = 25^\circ C$ | 650 | | | V |
| Forward Voltage | V_F | $I_F = 6A, T_J = 25^\circ C$ | | 1.45 | 1.8 | V |
| | | $I_F = 6A, T_J = 125^\circ C$ | | 1.6 | | |
| | | $I_F = 6A, T_J = 175^\circ C$ | | 1.75 | | V |
| Reverse Current | I_R | $V_R = 650V, T_J = 25^\circ C$ | | 5 | 80 | μA |
| | | $V_R = 650V, T_J = 125^\circ C$ | | 25 | | μA |
| | | $V_R = 650V, T_J = 175^\circ C$ | | 60 | | μA |
| Total Capacitive Charge | Q_C | $V_R = 400V$ $T_J = 25^\circ C$ | | 15 | | nC |
| Total Capacitance | C | $V_R = 1V, T_J = 25^\circ C,$ Freq = 1MHz | | 240 | | pF |
| | | $V_R = 200V, T_J = 25^\circ C,$ Freq = 1MHz | | 30 | | |
| | | $V_R = 400V, T_J = 25^\circ C,$ Freq = 1MHz | | 22 | | |

Note: This is a majority carrier diode, so there is no reverse recovery charge

Thermal Characteristics

| Parameter | Symbol | Condition | Min | Typ | Max | Unit |
|--------------------|---------------|---------------|-----|-----|-----|--------------|
| Thermal Resistance | $R_{th(j-c)}$ | junction-case | | 2.5 | | $^\circ C/W$ |

Typical Electrical Curves

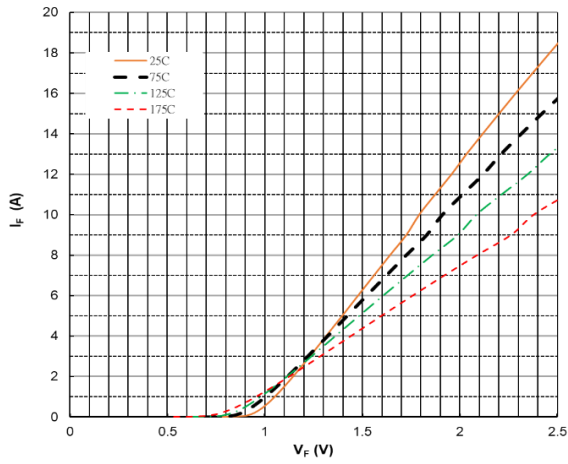


Figure 1. Forward Characteristics

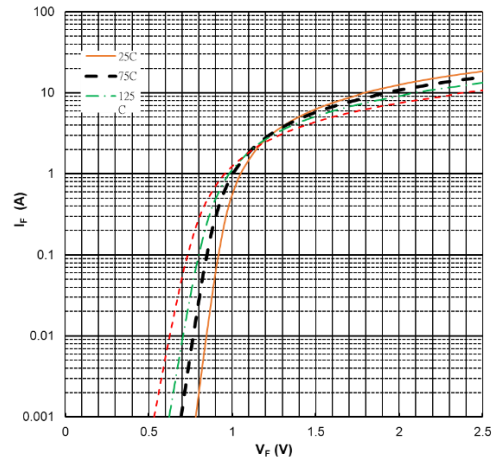


Figure 2. Forward Characteristics

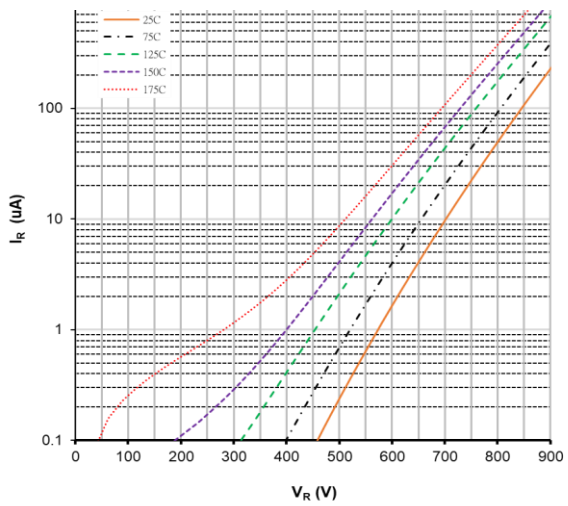


Figure 3. Reverse Characteristics

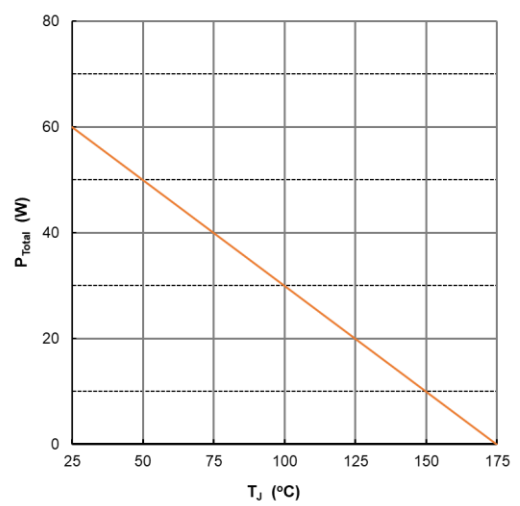


Figure 4. Power Derating

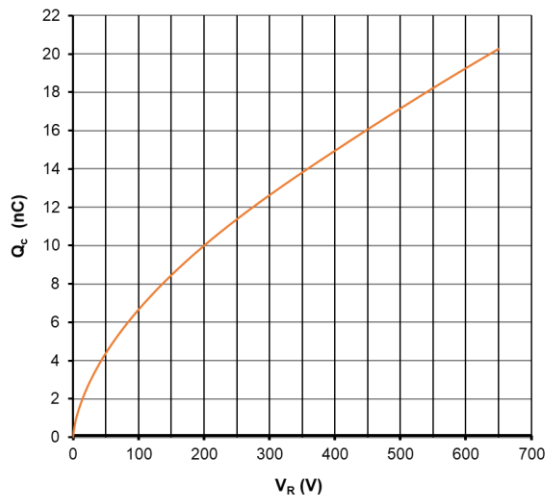


Figure 5. Reverse charge vs. Reverse Voltage

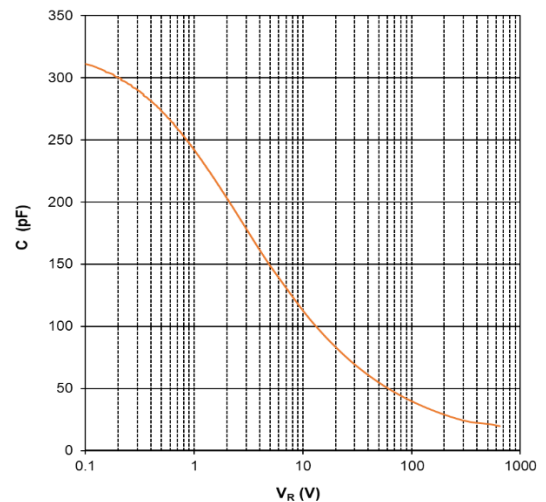
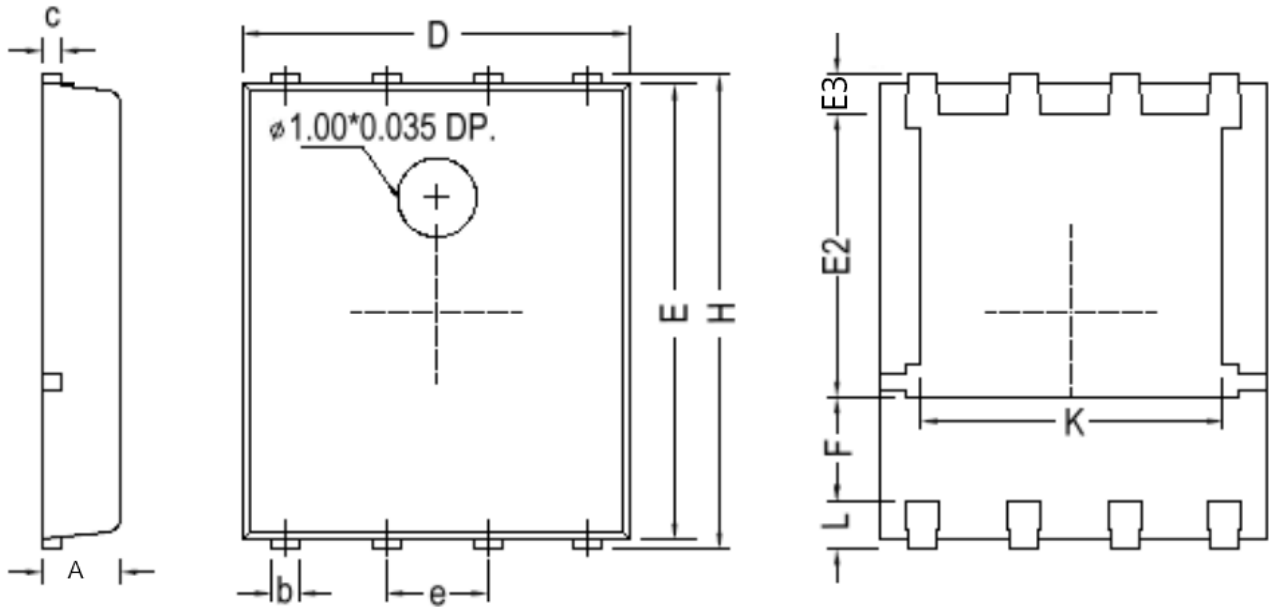


Figure 6. Capacitance vs. Reverse Voltage

Package Dimensions

(DFN 5x6 Package)



| Items | Millimeters | | |
|-------|-------------|-------|-------|
| | Min. | Nom. | Max. |
| A | 1.0 | 1.1 | 1.2 |
| b | 0.3 | 0.4 | 0.5 |
| c | 0.244 | 0.254 | 0.264 |
| D | 5.0 | 5.2 | 5.4 |
| E | 5.66 | 5.86 | 6.06 |
| E2 | 3.52 | 3.72 | 3.92 |
| E3 | 0.4 | 0.5 | 0.6 |
| e | 1.17 | 1.27 | 1.37 |
| F | 1.15 | 1.3 | 1.45 |
| H | 5.95 | 6.15 | 6.35 |
| L | 0.3 | 0.6 | 0.7 |
| K | 3.8 | 4.1 | 4.25 |

Ordering Information

| Part Number | Package | Packing | Marking | Base Quantity |
|-------------|---------|-------------|------------|---------------|
| KN3D06065N | DFN 5x6 | Tape & Reel | KN3D06065N | 3000 |