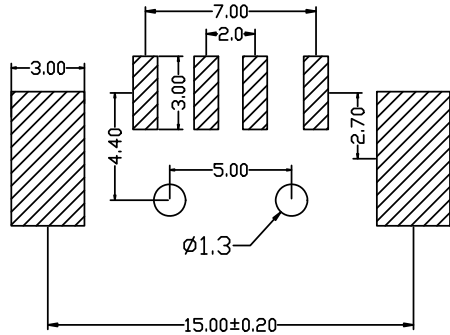
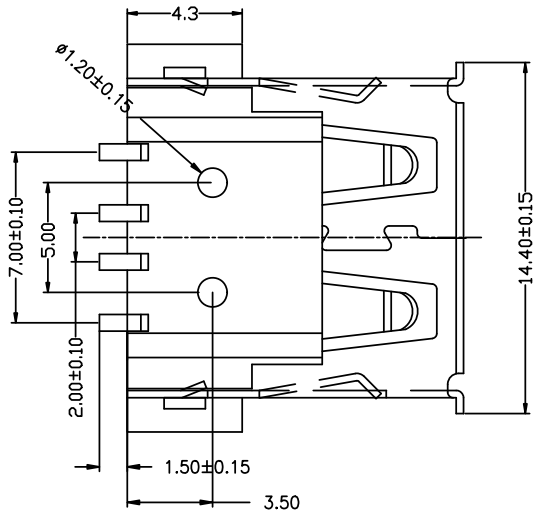
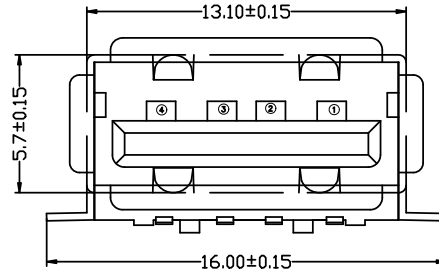
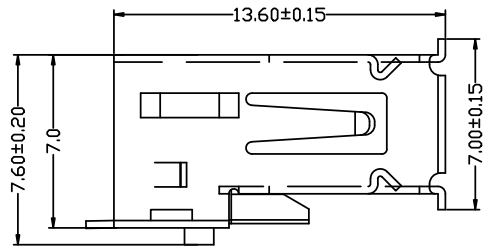


| | | |
|------------|----------------------|------------|
| 目錄 MAPX | 设变内容 MODIFICATION | 日期 DATE |
|------------|----------------------|------------|



PCB:LAYOUT

电气特性:Electrical:

- 1.额定电流 : Current Rating
1.5A/contact terminal
- 2.额定电压 : Voltage Rating
30V DC
- 3.接触阻抗:Contact Resistance
30 milliohms MAX
- 4.耐电压:Dielectnic Withstanding Voitage:
500 V AC AT Sea Level
- 5.绝缘阻抗:Lnsulation Resistance:
1000MEGA ohms MIN

物理性能:Mechanical:

- 1.插拔力 : Cnnetor Mate and Unmate Force
Mate force:3.57kgf(MAX)
Unmate force:0.7kgf(MIN)
- 2.端子保持力 : Terminal Retenion
1.2kgf(MIN)
- 3.寿命: 1500 次

原材料:Matorial:

- 1.塑胶:Housing: LCP NC
- 2.端子:Contact:Copper Alloy C2680
- 3.外壳:Shell:C2680

电镀:Finish:

- 1 端子Contact: Au 0.7u" Plated on contact area
Tin50u" Plated on solder area
Nickel 50u" Plated underplating over all.
- 2 外壳Shell: Nickel 50u"Min plating over all.

产品图
PRODUCT CHART DWG

深圳市精拓金电子有限公司

| Pin NUMBER | SIGNAL NAME |
|------------|-------------|
| 1 | VBUS |
| 2 | D- |
| 3 | D+ |
| 4 | GND |

| 公差一览表 TOLERANCE UNLESS OTHERWISE | | | | |
|-------------------------------------|-------|-------|-------|--|
| X. | ±0.25 | X' | ±5' | |
| .X | ±0.20 | .X' | ±2' | |
| .XX | ±0.15 | .XX' | ±1' | |
| .XXX | ±0.10 | .XXX' | ±0.5' | |

| | | | | | |
|-------------|------------|---------------|-------|--------------------------|-------------------------|
| 单位 UNITS | MM | 制图 DRAWING | Z-Y-B | 产品料号 PRODUCT PART NO. | 904-132B2032S10100 |
| 比例 SCALE | 1:1 | 审核 CHKD | | 产品名称 PRODUCT NO. | AF方脚贴板有边内弹铜壳反向LCP本色1.2柱 |
| 日期 DATE | 2015/10/20 | 核准 APPD | | 角法 VIEW | ⊕ ⊖ |
| | | | | 版本 VER | A0 |