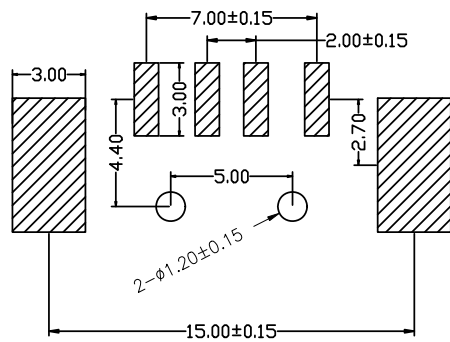
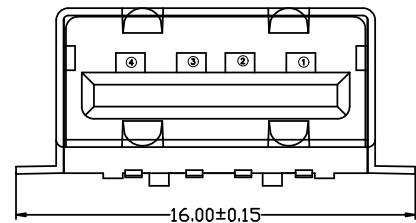
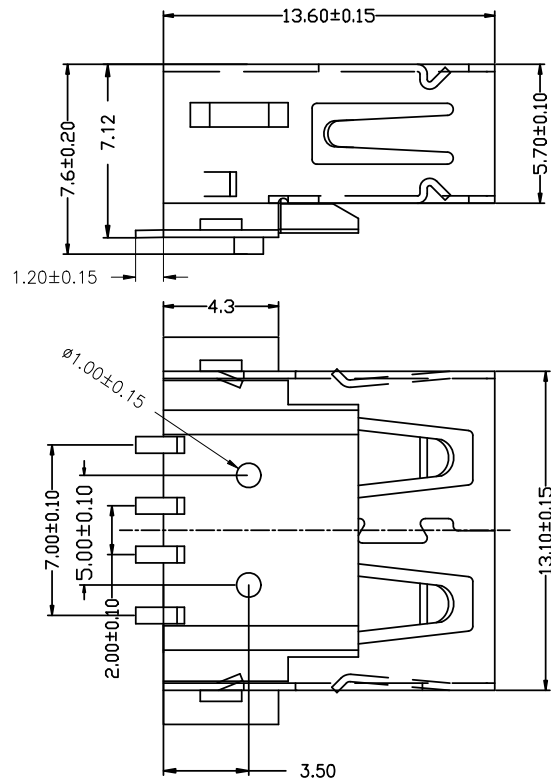


| | | |
|------------|----------------------|------------|
| 目錄 MAPX | 设变内容 MODIFICATION | 日期 DATE |
| | | |



PCB LAYOUT

电气特性:Electrical:

1. 额定电流: Current Rating
1.5A/contact terminal
2. 额定电压: Voltage Rating
30V DC
3. 接触阻抗: Contact Resistance
30 milliohms MAX
4. 耐电压: Dielectric Withstanding Voitage:
500 V AC AT Sea Level
5. 绝缘阻抗: Lnsulation Resistance:
1000MEGA ohms MIN

物理性能: Mechanical:

1. 插拔力: Cnector Mate and Unmate Force
Mate force: 3.57kgf (MAX)
Unmate force: 0.7kgf (MIN)
2. 端子保持力: Terminal Retenion
1.2kgf (MIN)
3. 寿命: 1500次

原材料: Matorial:

1. 塑胶: Housing: LCP NC
2. 端子: Contact: Copper Alloy C2680
3. 外壳: Shell: C2680

电镀: Finish:

1. 端子 Contact: Au 0.7u" Plated on contact area
Tin50u" Plated on solder area
Nickel 50u" Plated underplating over all.
2. 外壳 Shell: Nickel 50u" Min plating over all.

产品图

PRODUCT CHART DWG

| Pin NUMBER | SIGNAL NAME |
|------------|-------------|
| 1 | VBUS |
| 2 | D- |
| 3 | D+ |
| 4 | GND |

| 公差一览表 | | | | |
|----------------------------|-------|-------|-------|--|
| TOLERANCE UNLESS OTHERWISE | | | | |
| X. | ±0.25 | X' | ±5° | |
| .X | ±0.20 | .X' | ±2° | |
| .XX | ±0.15 | .XX' | ±1° | |
| .XXX | ±0.10 | .XXX' | ±0.5° | |

深圳市精拓金电子有限公司

| | | | | | |
|-------------|------------|---------------|-----|--------------------------|-------------------------|
| 单位 UNITS | MM | 制图 DRAWING | 林属升 | 产品料号 PRODUCT PART NO. | 904-142B2031S10100 |
| 比例 SCALE | 1:1 | 审核 CHKD | 郭志富 | 产品名称 PRODUCT NO. | AF方脚贴板无边内弹铜壳反向LCP本色1.0柱 |
| 日期 DATE | 2015/10/20 | 核准 APPD | 黄国荣 | 角法 VIEW | 版本 VER |
| | | | | | A0 |