

REVERSE VOLTAGE: 20 - 80 V
CURRENT: 0.5 A
SOD-123FL

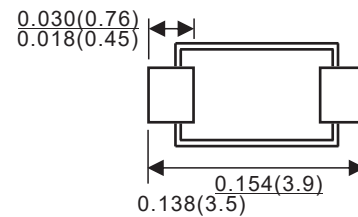

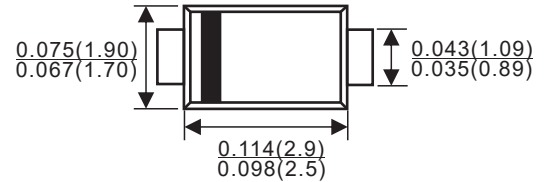


Features

- ✧ Low forward surge current
- ✧ Ideal for surface mouted applications
- ✧ Low leakage current

Mechanical Data

- ✧ Case:JEDEC SOD-123FL,molded plastic over passivated chip
- ✧ Polarity: Color band denotes cathode end
- ✧ Weight: 0.0008 ounces, 0.022 gram
- ✧ Mounting position: Any



Dimensions in inches and(millimeters)

Absolute Maximum Ratings (Ta = 25 °C)

Symbol	Parameter	Value					Units
V _{RRM}	Maximum recurrent peak reverse voltage	20	30	40	60	80	V
V _{RMS}	Maximum RMS voltage	14	21	28	42	56	
I _O	Continuous Forward Current	0.5					A
I _{FSM}	Non-repetitive Peak Forward Surge Current ^{*1}	15					A
P _d	Power Dissipation	410					mW
T _J	Operating temperature range	-55 to +175					°C
T _{STG}	Storage Temperature	-55 to +150					°C

^{*1} 8.3 ms single half sine-wave

Electrical Characteristics (Ta = 25 °C)

Device	Symbol	Parameter	Conditions	Min	Typ	Max	Units	
MBR0520	V _F	Forward Voltage	I _F = 0.5A			0.45	V	
MBR0530						0.55		
MBR0540						0.55		
MBR0560						0.70		
MBR0580						0.80		
MBR0520	I _R	Reverse Current	V _R = 20V			20	μA	
MBR0530								V _R = 30V
MBR0540								V _R = 40V
MBR0560								V _R = 60V
MBR0580								V _R = 80V
MBR series	C _T	Capacitance	V _R = 4V, f = 1MHz		30		pF	

Typical Characteristics

