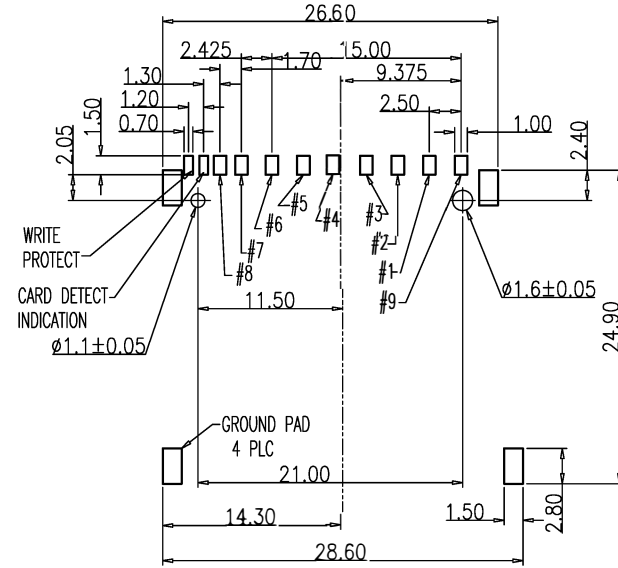
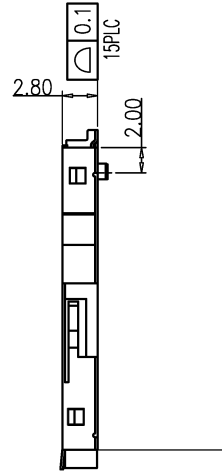
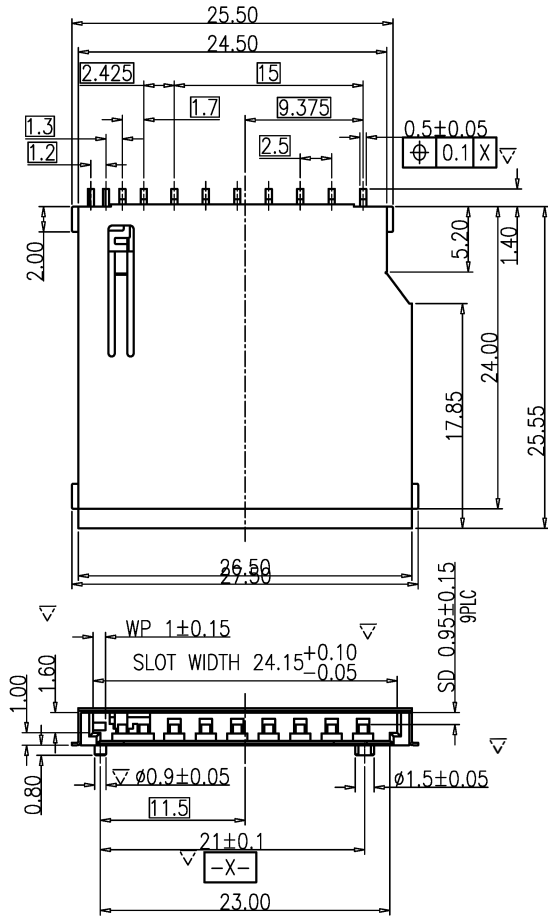


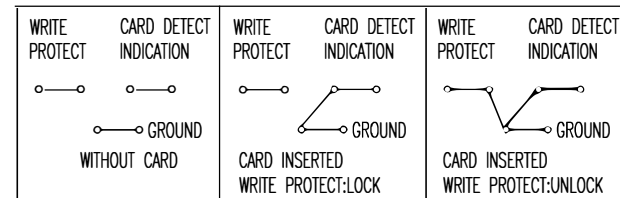
REV.	DESCRIPTION	DATE	APPD.
A	NEW RELEASE	23/05/21	Lin R



RECOMMENDED PCB LAYOUT

CIRCUIT:

(TOLERANCE:±0.1)



NOTE:

1. MATERIAL:

- 1-1 PLASTIC: HIGH TEMPERATURE PLASTIC UL94V-0
- 1-2 CONTACT: C5191H
- 1-3 SHELL: C2680H

2.PLATING OF CONTACT:

- 2-1 UNDER PLATING: 50u<sup>m</sup>MIN NICKEL OVER ALL
- 2-2 CONTACT AREA: GOLD FLASH PLATED
- 2-3 SOLDERING AREA: 50u<sup>m</sup>MIN MATTE TIN PLATED

3.PART MUST COMPLY ROHS SPECIFICATION

MILLIMETERS	INCH	UNITS	兆星精密电子 (深圳) 有限公司		
X° ± Z'	X° ±	MM	PART NO. Zx-SD-282.8Y		
.X ± 0.15	.XX ±	MAT'L			
.XX ± 0.10	.XXX ±	SEE NOTES	APPD:		
.XXX±	.XXXX±	FINISH			
THESE DRAWINGS AND SPECIFICATIONS ARE THE PROPERTY OF VAST ELECTRONIC Co.,Ltd AND SHALL NOT BE REPRODUCED, COPIED OR USED IN ANY MANNER WITHOUT THE PRIOR WRITTEN CONSENT OF VAST ELECTRONIC Co.,Ltd			DWG NO.:		
QTY	SEE NOTES	DR: LEO			