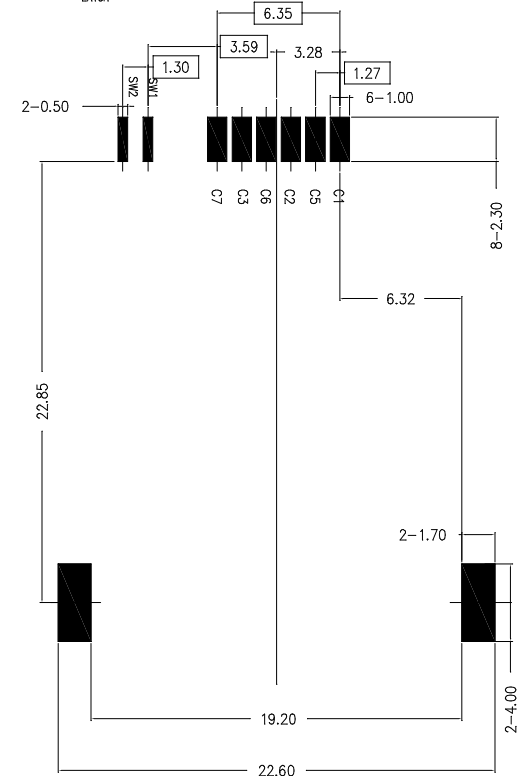
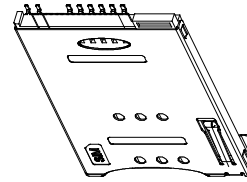
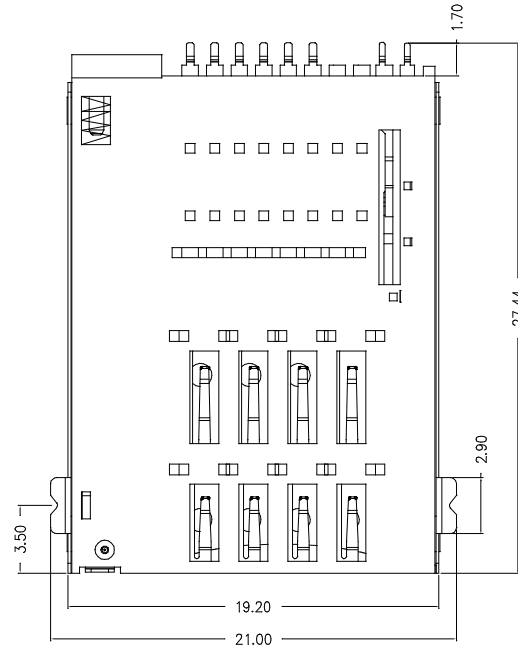
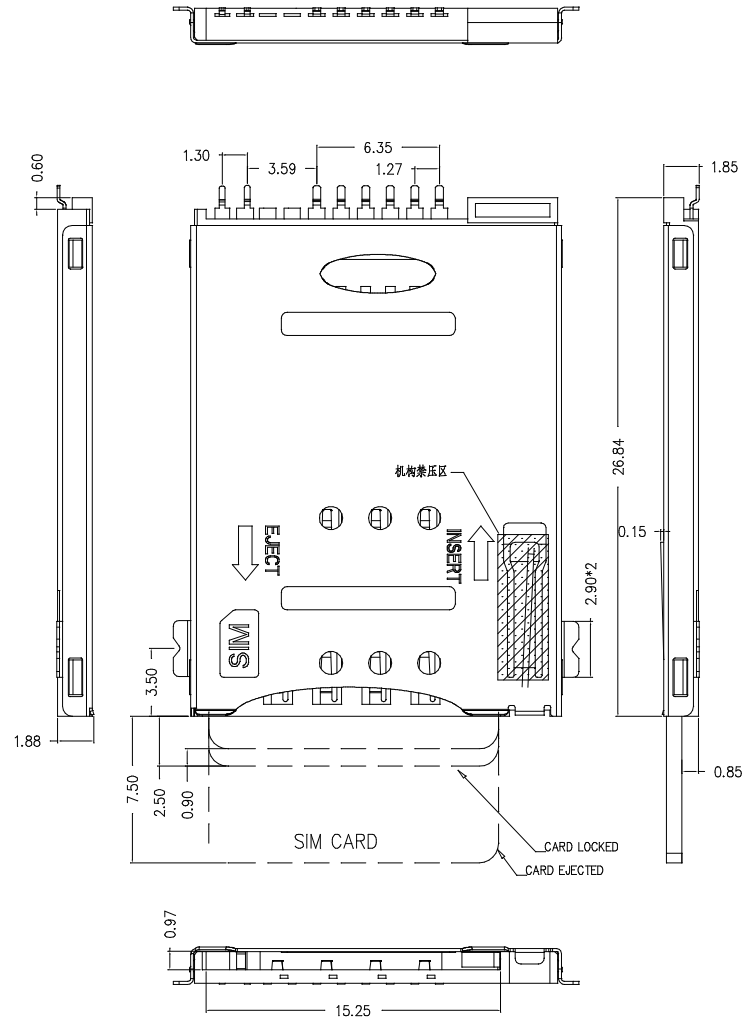


* 所有原材料, 生产制程, 电镀必须符合ROHS要求

1.SPECIFICATIONS
 INSULATION RESISTANCE: 500M min. AT DC 500V DC
 WITHSTANDING VOLTAGE: 250V ACrms FOR 1 MINUTE
 CONTACT RESISTANCE: 100M max. AT 10mA/20mV max
 CURRENT RATING: 0.5A
 VOLTAGE RATING: 5.0 vrms
 OPERATING TEMP.RANGE: -55 C+85 C
 MATING CYCLES: 5000 INSERTIONS

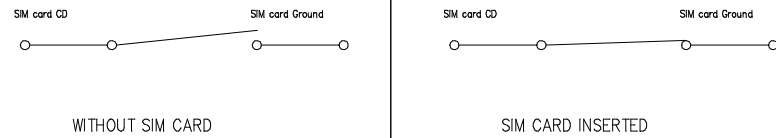
2.MATERIAL:
 INSULATOR: H-TEMPERATURE PLASTIC,UL 94V-0,
 COLOR:BLACK
 TERMINAL: COPPER ALLOY,T=0.15mm
 SHELL: STAINLESS STEEL,T=0.15mm

3.FINISH:
 TERMINAL:50 μ m min NICKEL UNDERPLATED ON ALLOYER,GOLD PLATING
 ON CONTACT ARER, FLASH GOLD ON SOLDER TAIL
 SHELL:50 μ m NICKEL UNDERPLATED ON ALLOYER, GOLD FLASH ON SOLDER LATCH



RECOMMENDED PCB LAYOUT

CIRCUIT:



| SIM pin assignment | |
|--------------------|----------|
| PIN# | Name |
| C1 | VCC |
| C2 | RST |
| C3 | CLK |
| C4 | Reserved |
| C5 | GND |
| C6 | VPP |
| C7 | I/O |
| C8 | Reserved |

兆星精密电子 (深圳) 有限公司

DIMENSIONS IN: mm
 UNLESS OTHERWISE SPECIFIABLE
 DIMENSION TOLERANCE
 X.X ± 0.25
 X.XX ± 0.10
 X.XXX ± 0.05
 ANGULAR: ± 1°

| | |
|-------------------------------------|--------------------|
| PRODUCT NAME: 自弹式 MiniSIM 卡座 6+2 | DRAWING: DATE: |
| PRODUCT NO. : ZX-SIM-481.85J-6.2 | CHECK: DATE: |
| DRAWING NO. : | APPROVED: DATE: |
| SCALE: 1:1 | DWG ID: r r |
| REV.: A | PAGE: 1 of 1 |

| REVISION NO. | FCR NO. | DESCRIPTION | MARK | DATE |
|--------------|---------|-------------|------|------|
| | | | | |