



JIANGSU CHANGJING ELECTRONICS TECHNOLOGY CO., LTD.

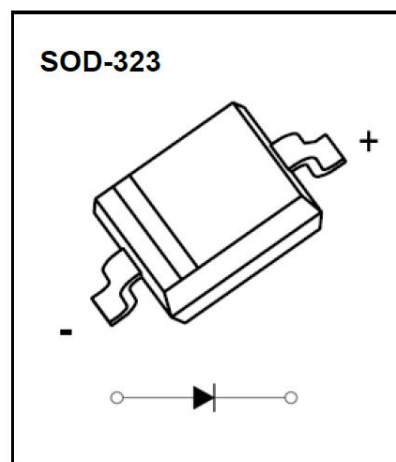
AD-RB551V-30 Plastic-Encapsulated Diode

AD-RB551V-30 Schottky barrier diode

FEATURES

- Low current rectifier schottky diode
- Low voltage, low inductance
- For power supply
- AEC-Q101 qualified

MARKING: \bar{D}



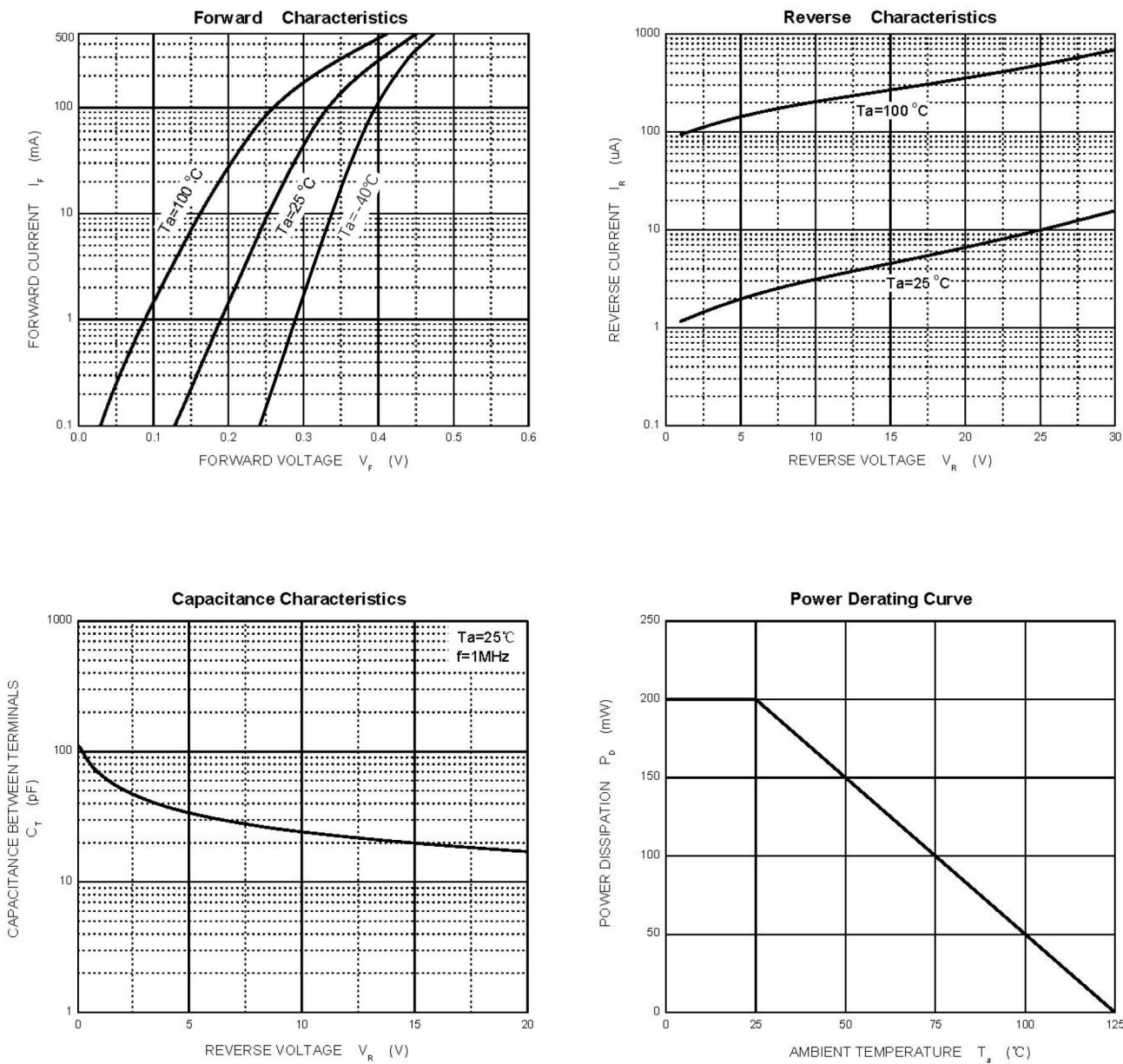
The marking bar indicates the cathode

MAXIMUM RATINGS AND ELECTRICAL CHARACTERISTICS, single diode @T_j = 25°C

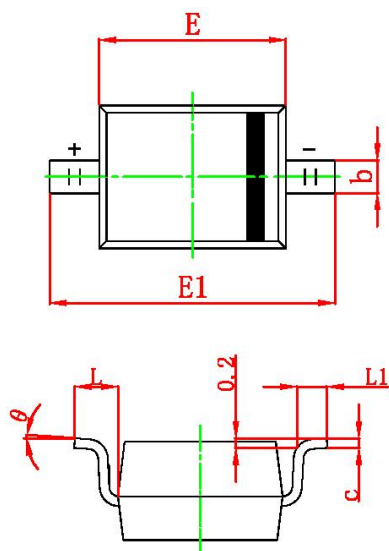
Parameter S	Symbol	Value	Unit
Peak reverse voltage	V _{RM}	30	V
DC reverse voltage	V _R	30	V
Mean rectifying current	I _O	0.5	A
Non-repetitive peak forward surge current @ t = 8.3ms	I _{FSM}	2	A
Power dissipation	P _d	200	mW
Thermal resistance junction to ambient	R _{θJA}	500	°C/W
Operating junction temperature range	T _j	-40 ~ 125	°C
Storage temperature range	T _{stg}	-55 ~ 150	°C

ELECTRICAL RATINGS @T_j = 25°C

Parameter	Symbol	Test condition	Min	Typ	Max	Unit
Forward voltage	V _F	I _F = 100mA	-	-	0.36	V
		I _F = 500mA	-	-	0.47	
Reverse current	I _R	V _R = 20V	-	-	100	μA

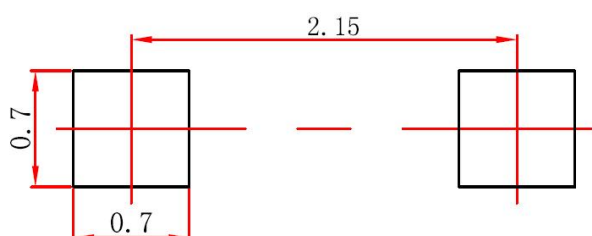


SOD-323 PACKAGE OUTLINE DIMENSIONS



Symbol	Dimensions In Millimeters		Dimensions In Inches	
	Min	Max	Min	Max
A		1.100		0.043
A1	0.000	0.100	0.000	0.004
A2	0.800	1.000	0.031	0.039
b	0.250	0.350	0.010	0.014
c	0.080	0.150	0.003	0.006
D	1.200	1.400	0.047	0.055
E	1.600	1.800	0.063	0.071
E1	2.500	2.750	0.098	0.108
L	0.475 REF		0.019 REF	
L1	0.250	0.400	0.010	0.016
θ	0°	8°	0°	8°

SOD-323 SUGGESTED PAD LAYOUT

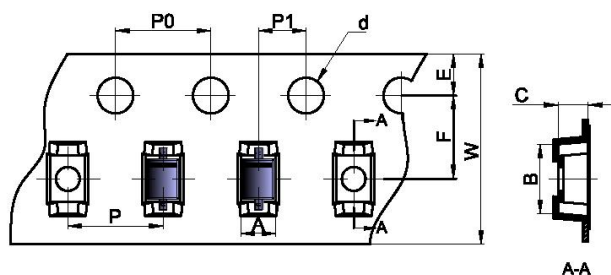


Note:

1. Controlling dimension in millimeters.
2. General tolerance: $\pm 0.05\text{mm}$.
3. The pad layout is for reference purpose only.

SOD-323 TAPE AND REEL

SOD-323 Embossed Carrier Tape

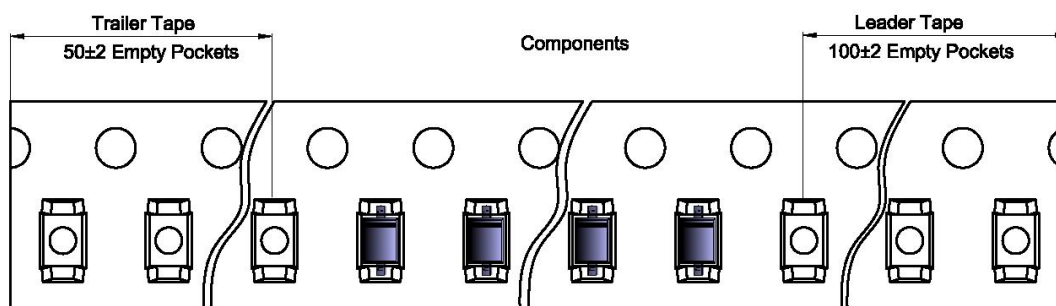


Packaging Description:

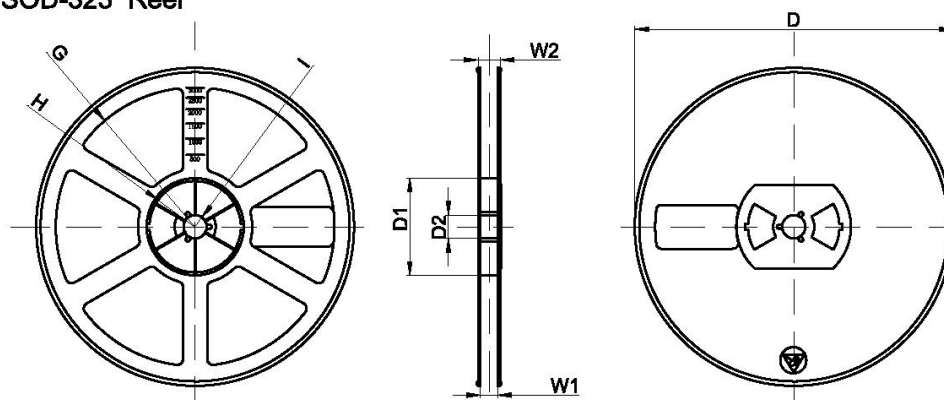
SOD-323 parts are shipped in tape. The carrier tape is made from a dissipative (carbon filled) polycarbonate resin. The cover tape is a multilayer film (Heat Activated Adhesive in nature) primarily composed of polyester film, adhesive layer, sealant, and anti-static sprayed agent. These reeled parts in standard option are shipped with 3,000 units per 7" or 17.8cm diameter reel. The reels are clear in color and is made of polystyrene plastic (anti-static coated).

Dimensions are in millimeter										
Pkg type	A	B	C	d	E	F	P0	P	P1	W
SOD-323	1.48	3.3	1.25	Ø1.50	1.75	3.50	4.00	4.00	2.00	8.00

SOD-323 Tape Leader and Trailer



SOD-323 Reel



Dimensions are in millimeter								
Reel Option	D	D1	D2	G	H	I	W1	W2
7" Dia	Ø178.00	54.40	13.00	R78.00	R25.60	R6.50	9.50	12.30

REEL	Reel Size	Box	Box Size(mm)	Carton	Carton Size(mm)	G.W.(kg)
3000 pcs	7 inch	45,000 pcs	203×203×195	180,000 pcs	438×438×220	

PUBLISHED BY**JIANGSU CHANGJING ELECTRONICS TECHNOLOGY CO., LTD.****13th Floor, C Block, Tengfei Building, Yan Chuang Yuan, Nanjing Jiangbei New Area, China****LEGAL DISCLAIMER**

The information given in this document shall in no event be regarded as a guarantee of conditions or characteristics. With respect to any examples, hints or typical values stated herein and/or any information regarding the application of the device, JSCJ hereby disclaims any and all warranties and liabilities of any kind, including without limitation, warranties of non-infringement of intellectual property rights of any third party.

In addition, any information given in this document is subject to customer's compliance with its obligations stated in this document and any applicable legal requirements, norms and standards concerning customer's products and any use of the product of JSCJ in customer's applications.

The data contained in this document is exclusively intended for technically trained staff. It is the responsibility of customer's technical departments to evaluate the suitability of the product for the intended application and the completeness of the product information given in this document with respect to such application.

INFORMATION

For further information on technology, delivery terms and conditions as well as prices, please contact your nearest JSCJ office (www.jscj-elec.com).

WARNINGS

Due to technical requirements, products may contain dangerous substances. For information on the types in question, please contact your nearest JSCJ office.

Except as otherwise explicitly approved by JSCJ in a written document signed by authorized representatives of JSCJ, JSCJ's products may not be used in any applications where a failure of the product or any consequences of the use thereof can reasonably be expected to result in personal injury.