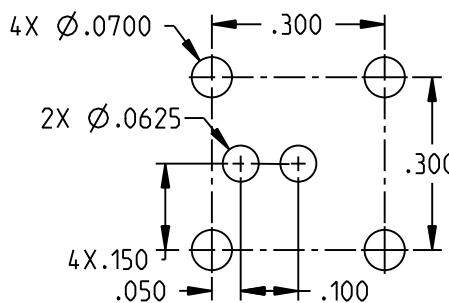
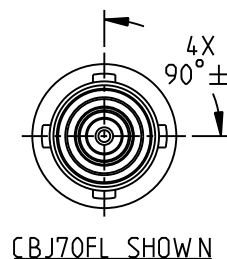
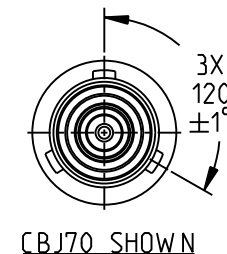
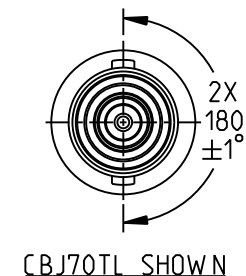
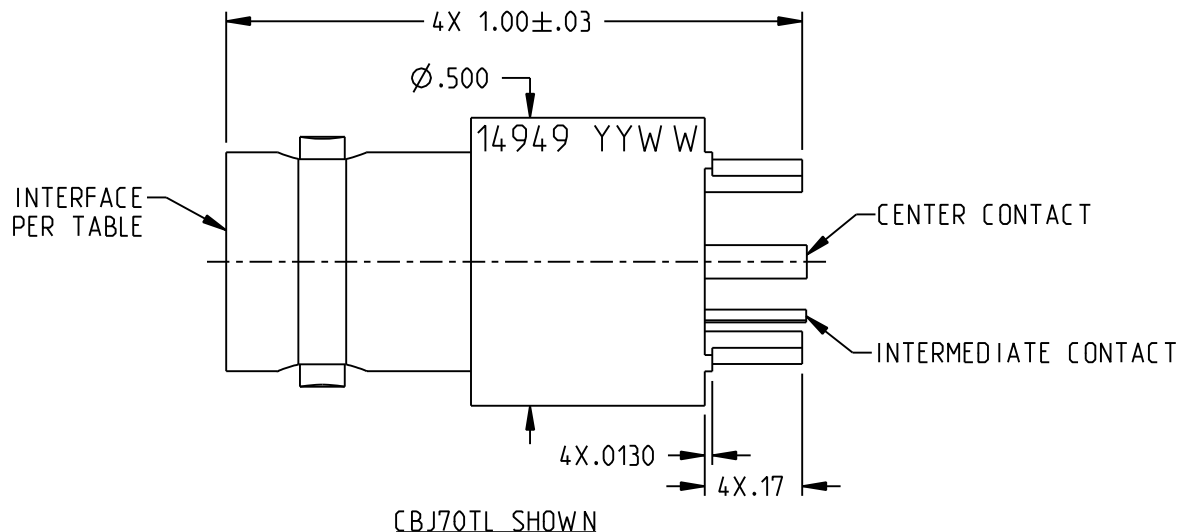
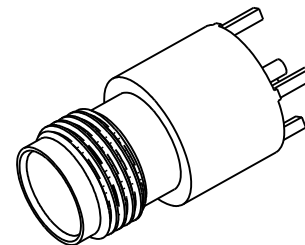
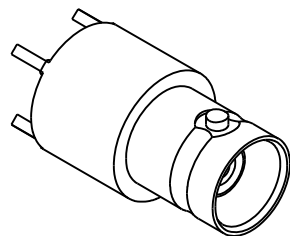


TROMPETER MODEL NO.	INTERFACE
CBJ70TL	TRB PER MIL-STD-348, FIGURE 201-2
CBJ70	
CBJ70FL	
CBJ370	TRT PER MIL-STD-348, FIGURE 202-2



RECOMMENDED MTG HOLE PATTERN

NOTES: UNLESS OTHERWISE SPECIFIED:

1. MATERIAL & FINISH:
 - 1.1 BODY: TIN PLATED BRASS
 - 1.2 INSULATOR & DIELECTRIC: PTFE (TEFLON)
 - 1.3 INTERMEDIATE CONTACT: GOLD PLATED BRASS
 - 1.4 CENTER CONTACT: GOLD PLATED BERYLLIUM COPPER

2. ELECTRICAL:
 - 2.1 FREQUENCY (MAX): 500 MHZ
 - 2.2 IMPEDANCE: NON-CONSTANT

		TROMPETER	
	RoHS2 <input checked="" type="checkbox"/> 2015/863/EU	Title: TRB/TRT CIRCUIT BOARD JACK	
<small>NOTICE: The information in this drawing is PROPRIETARY and must not be used without the permission of Cinch Connectivity Solutions. It may contain data whose export is restricted. Verify status prior to exporting. INTERPRET DRAWING IN ACCORDANCE WITH ASME Y14.5-2018</small>	<small>UNLESS OTHERWISE SPECIFIED UNITS: INCH</small> .XX ±.02 .XXX ±.010 ANGLES ±2°	Model No. CBJX70XX	Size A DO NOT SCALE DRAWING Date: 5/2/2022 Sheet 1 OF 1