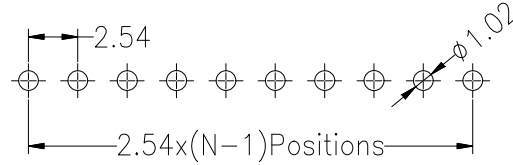
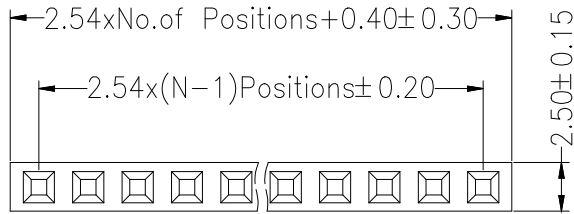


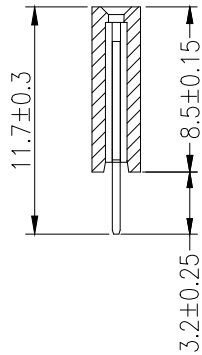
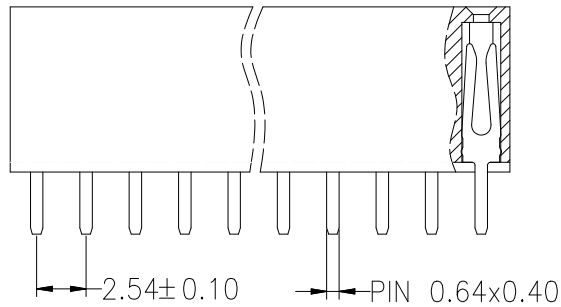
Recommended P.C.B Layout(Top Side)
(PCB BOARD TOLERANCE± 0.05)



SPECIFICATIONS
 Rated Current:3.0AMP
 Contact Resistance:20mΩMax
 Withstand Voltage:1000V AC/DC
 Insulation Resistance:1000MΩMin
 Operation Temperature:-40°c to +105°c

Contact Material:Copper Alloy
 Contact Plating:Au or Sn Over Ni
 Insulator Material:Polyester(UL94V-0)
 Standard: PA6T
 Max.Processing Temp: 260°C± 5°C 5S

Pitch	塑高 (mm)
2.54mm	3.4
	3.5
	5.0
	5.7
	5.9
	6.8
	7.1
	8.0
	8.5
11.0	
13.5	



Ordering Information

PM 254 - * - N - * - * - **

No.of Rows
 1=Single Row
 2=Dual Row

No.of Pins
 2-40Pin

Type
 2=直针
 3=弯针
 4=立脚
 5=穿脚
 6=穿脚

Length (mm)
 00:Gold Flash
 G1:1u" Gold
 G2:2.5u" Gold
 G3:5u" Gold
 G4:10u" Gold
 G5:15u" Gold
 G6:30u" Gold
 S0:Gold Flash/Tin
 S1:Tin

			GENERAL TOLERANCE		制 图 DRAWING		深圳市华灿天禄电子有限公司 ShenzhenhuacantianluELECTRONICS CO., LTD				
			DIM	TOL	审 核 CHECK		产品名称 TITLE		版本 REV.	A	
			X. X	±0.30	批 准 APPROVAL		2.54 单排 排母 直针 塑高8.5				
			X. XX	±0.20	比 例 SCALE		产品料号 PART NO.		PM254-1-N-Z-8.5-XX(L11.7)	单 位 UNITS	mm
			X. XXX	±0.10	投 影 Projection		材 料 MATERIAL			页 次 SHEET	1/1
序号 No.	变更内容 MODIFY CONTENT	日期 MODIFY DATE	Angle	±3.0°							