RoHS

| MAPX | MODIFICATION | DRW | DATE |
|---|---|---|---|
| | | | |
| | | | |

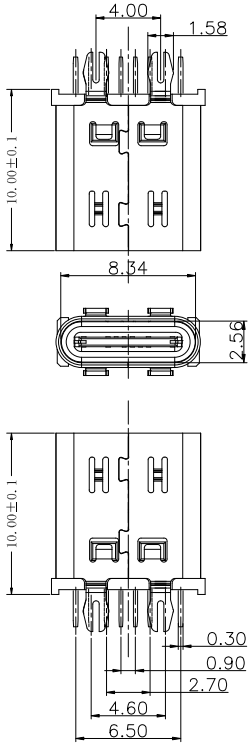


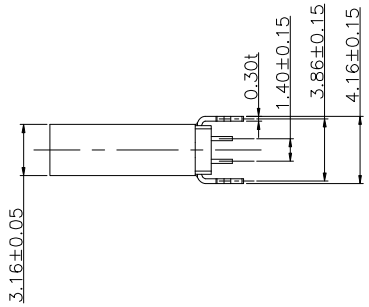


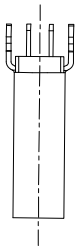

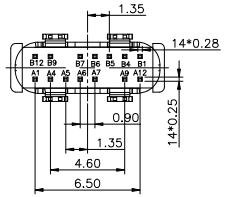


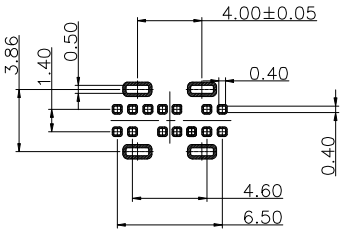


RECOMMENDED P.C.B. LAYOUT
TOLERANCE UNSPECIFIED ±0.05mm

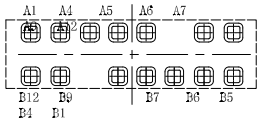


| | | | |
|---|---|---|---|
| A1 | GND | B12 | GND |
| A4 | VBUS | B9 | VBUS |
| A5 | CC1 | B8 | |
| A6 | DP1 | B7 | DN2 |
| A7 | DN1 | B6 | DP2 |
| A8 | | B5 | CC2 |
| A9 | VBUS | B4 | VBUS |
| A12 | GND | B1 | GND |
| PIN | SIGNAL NAME | PIN | SIGNAL NAME |

NOTE :
UT03FD014SX01ZA
1

1.Seletive Plating
S1:5u" Gold In Contact Area
100u" Tin In Tail Area
S2:0.8u" Gold In Contact Area
100u" Tin In Tail Area
S3:10u" Gold In Contact Area
100u" Tin In Tail Area
S4:15u" Gold In Contact Area
100u" Tin In Tail Area
S5:30u" Gold In Contact Area
100u" Tin In Tail Area

| NO. | DESCRIPTION | MATERIAL | COLOR | REMARK |
|---|---|---|---|---|
| 7 | | | | |
| 6 | | | | |
| 5 | | | | |
| 4 | TYPE C MD | HIGH TEMP | BLACK | UL 94V-0 |
| 3 | CENTER PIECE | STAINLESS STEEL | —— | NO Plated |
| 2 | TYPE C TERMINAL | COPPER ALLOY | —— | Gold Plated |
| 1 | SHELL | STAINLESS STEEL | —— | Ni Plated |

产品图
PRODUCT CHART DWG

公差一览表
TOLERANCE UNLESS OTHERMSE

| | | | |
|---|---|---|---|
| X. | ±0.25 | X. | ±5.° |
| .X | ±0.20 | .X | ±2.° |
| .XX | ±0.15 | .XX | ±1.° |
| .XXX | ±0.05 | .XXX | ±0.5° |

深圳市精拓金电子有限公司
Shenzhen Jing Tuo Jin Electronics Co., Ltd.

| | | | | | |
|---|---|---|---|---|---|
| 单位 UNITS | MM | 制图 DRAWING | YANG | 制图料号 PRODUCT PART NO. | 918-418K2022Y40021 |
| 比例 SCALE | 1:1 | 审核 CHKD | 郭治富 | 产品名称 PRODUCT NO. | TYPE-C3.1母座立式10.0四鱼叉脚不锈钢有弹LCP黑胶14PIN四卡点 |
| 日期 DATE | 2020-05-22 | 核准 APPD | 黄国荣 | 角法 VIEW | 版本 VER A0 |