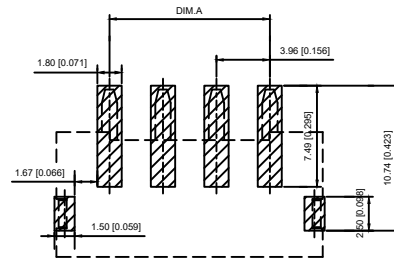
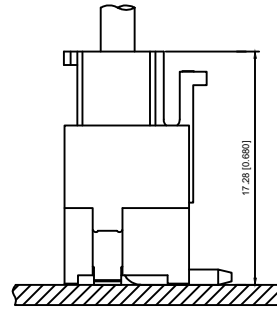


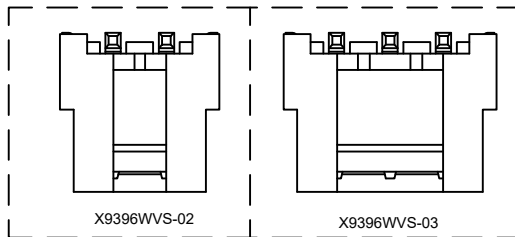
3D VIEWS



Mating PCB detail



Assembly Layout



X9396WVS-02

X9396WVS-03

■ Specifications :

- Voltage rating: 250V AC / DC
- Current rating: 7A AC / DC
- Withstanding voltage: 1500V AC/minute
- Temperature range: -25°C~+85°C
- Insulation resistance: ≥1000M Ω
- Contact resistance: ≤10mΩ
- After environmental testing : ≤20mΩ

X9396 W V S-XXC- 9T SN



- ① Series No.
- ② Category : W-WAFER
- ③ Wedging Board Angle : V-Stright 90°
- ④ Welding Way:S-SMT
- ⑤ Row No.Pin No.XX-Single row
- ⑥ C:Cap
- ⑦ Material:9T-PA9T 94V-0
- ⑧ Planting Category:SN-Bright tin plating

Poles	Dimensions(mm)			Poles	Dimensions(mm)		
	A	B	C		A	B	C
02	3.96	11.88	8.60	093	1.68	39.60	36.32
03	7.92	15.84	12.56	103	5.64	43.56	
04	11.88	19.80	16.52	11	39.60	47.52	44.24
05	15.84	23.76	20.48	12	43.56	51.48	48.20
06	19.80	27.72	24.44	13	47.52	55.44	
07	23.76	31.68	28.40	14	51.48	59.40	
08	27.72	35.64	32.36	15	55.44	63.36	60.08

X9396WVS-XXC-9TSN	PA9T UL 94V-0	Brass	Tin-Plated	X9396H
PART NO	Material	Material(Pin)	Finish(Pin)	Suitable XK B Terminal

MARK	DESCRIPTION	DATE	REVISED	APPROVED	UNSPECIFIED TOLERANCES	DSND	DATE	SCALE: N/A	MODEL TYPE: 3.96mm Crimp Style Connectors
ΔX					ANGLAR ±5°	DWN	DATE	VIEW:	PART NO.: X9396WVS-XXC-9TSN
ΔX					L ≤ 4 ±0.2	CHKD	DATE	UNIT: mm/in	DWG NO.: X-X9396WVS-XXC-9TSN
ΔX					4 < L ≤ 16 ±0.3	APPD	DATE	SIZE: A4	
ΔX					16 < L ≤ 63 ±0.4				
ΔX					L > 63 ±0.5				
REVISIONS						XKB INDUSTRIAL PRECISION CO., LIMITED			
www.xk-dg.cn www.helloxkb.com www.helloxkb.cn						WEIGHT	SHEET	REVISION	
						1.0g	1/1	A0	