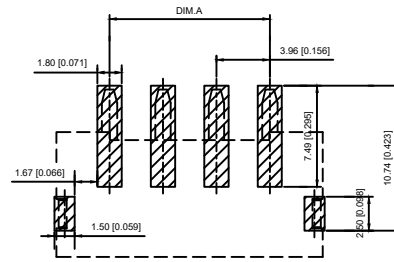
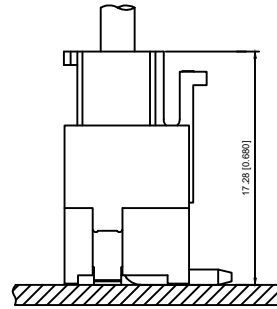


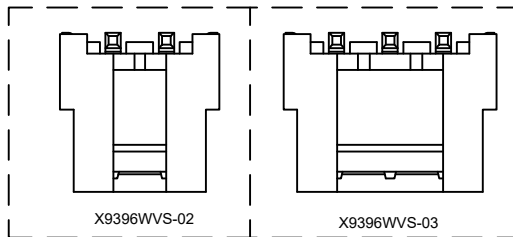
3D VIEWS



Mating PCB detail



Assembly Layout




X9396WVS-02

X9396WVS-03

■ Specifications :

- Voltage rating: 250V AC / DC
- Current rating: 7A AC / DC
- Withstanding voltage: 1500V AC/minute
- Temperature range: -25°C~+85°C
- Insulation resistance: ≥1000M Ω
- Contact resistance: ≤10mΩ
- After environmental testing : ≤20mΩ

X9396 W V S-XXC- 9T SN



- ① Series No.
- ② Category : W-WAFER
- ③ Wedging Board Angle : V-Stright 90°
- ④ Welding Way:S-SMT
- ⑤ Row No.Pin No.XX-Single row
- ⑥ C:Cap
- ⑦ Material:9T-PA9T 94V-0
- ⑧ Planting Category:SN-Bright tin plating

Poles	Dimensions(mm)			Poles	Dimensions(mm)		
	A	B	C		A	B	C
02	3.96	11.88	8.60	093	1.68	39.60	36.32
03	7.92	15.84	12.56	103	5.64	43.56	
04	11.88	19.80	16.52	11	39.60	47.52	44.24
05	15.84	23.76	20.48	12	43.56	51.48	48.20
06	19.80	27.72	24.44	13	47.52	55.44	
07	23.76	31.68	28.40	14	51.48	59.40	
08	27.72	35.64	32.36	15	55.44	63.36	60.08

X9396WVS-XXC-9TSN	PA9T UL 94V-0	Brass	Tin-Plated	X9396H
PART NO	Material	Material(Pin)	Finish(Pin)	Suitable XK B Terminal

DSND		DATE		SCALE: N/A	MODEL TYPE: 3.96mm Crimp Style Connectors		
DWN		DATE		VIEW:	PART NO.: X9396WVS-XXC-9TSN		
CHKD		DATE		UNIT: mm/in	DWG NO.: X-X9396WVS-XXC-9TSN		
APPD		DATE		SIZE: A4			
UNSPECIFIED TOLERANCES					WEIGHT	SHEET	REVISION
XKB INDUSTRIAL PRECISION CO.,LIMITED					1.0g	1/1	A0

					ANGLAR	±5°
ΔX					L ≤ 4	±0.2
ΔX					4 < L ≤ 16	±0.3
ΔX					16 < L ≤ 63	±0.4
MARK	DESCRIPTION	DATE	REVISED	APPROVED	L > 63	±0.5
REVISIONS						
www.xk-dg.cn www.helloxkb.com www.helloxkb.cn						