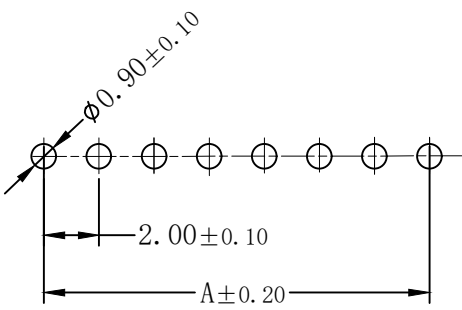
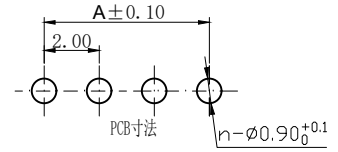
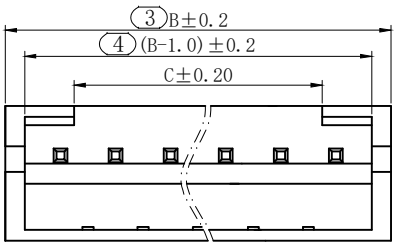
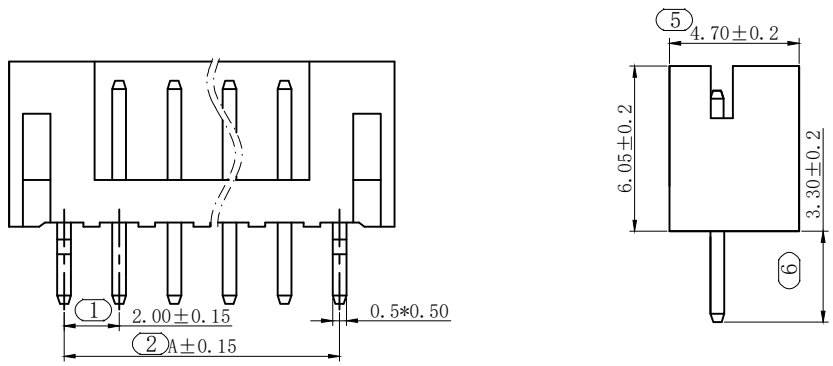


REV.	DESCRIPTION	DATE
A/0	新版发行	230509

- 技术要求:
- 1、塑件材料: PA66 (UL-94V-0)
 - 2、接触件: 黄铜镀锡
 - 3、接触电阻: $\leq 10m\Omega$
 - 4、绝缘电阻: $\geq 1000M\Omega$
 - 5、额定电压: 250V AC DC
 - 6、额定电流: 2.0A AC DC
 - 7、耐压: 能承受1000V AC/Minute
 - 8、工作温度: $-25^{\circ} \sim +85^{\circ}$
 - 9、可焊性试验: 浸锡面积 $\geq 95\%$ 温度 235^{+5}_{-0} , 时间 2.5 ± 0.5 秒
 - 10、铅和镉等六大有害物质含量要符合环保要求



Circuits	Dimensions (mm)	
	A	B
02	2.00	6.00
03	4.00	8.00
04	6.00	10.00
05	8.00	12.00
06	10.00	14.00
07	12.00	16.00
08	14.00	18.00
09	16.00	20.00
10	18.00	22.00
11	20.00	24.00
12	22.00	26.00
13	24.00	28.00
...
20	38.00	44.00

序号	名称	材料	数量	附注
2	端子 Contact	黄铜	n×1	电镀层: 整个表面镀锡30u*MIN, 厚度 80u*MIN.
1	基板 Wafer	PA66(UL94V-0)	1	白色

GENERAL TOLERANCES			DRAWN BY	
0.X	±0.25	X.* ±3°	CHK. BY	
0.XX	±0.12		APRV. BY	
0.XXX	±0.05	X.X* ±0.5°	DRAWING NO.	SHEET 1 OF 1
UNIT	SIZE	SCALE		PROD. NAME PH 2.0 直针 4P
MM	A4	1:1		PART NO. ZX-PH2.0-ZZ4P
TITLE				

借用登记

旧底图总号

底图总号

签字

日期

SUGGESTED PCB LAYOUT
(COMPONENT SIDE)