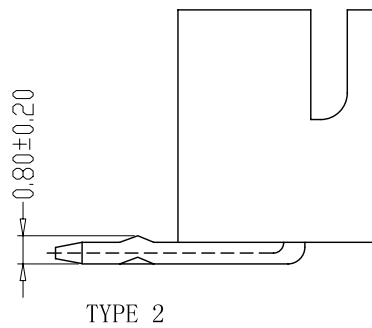
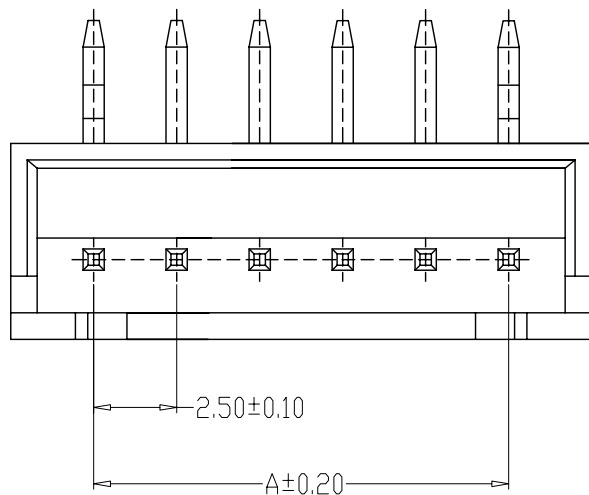
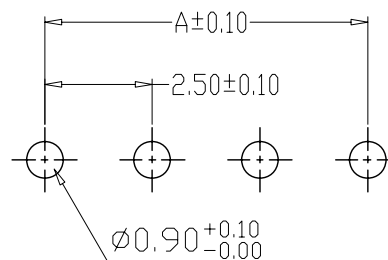


TYPE 1



TYPE 2



PCB LAYOUT

SPECIFICATIONS

- 1、Current Rating: 3A AC, DC
- 2、Voltage Rating: 250V AC, DC
- 3、Temperatuer Range:  $-25^{\circ}\text{C} \sim +85^{\circ}\text{C}$
- 4、Contact Resistance:  $20\text{m}\Omega$  Max
- 5、Insulation Resistance:  $1000\text{M}\Omega$  Min
- 6、Withstanding Voltang:  $1000\text{V AC/minute}$
- 7、Material: Wafer Nylon66, UL94V-0  
PIN Brass Tin-plated

编 号	尺寸 (mm)	
	A	B
A2501-02AW	2.50	7.50
A2501-03AW	5.00	10.00
A2501-04AW	7.50	12.50
A2501-05AW	10.00	15.00
A2501-06AW	12.50	17.50
A2501-07AW	15.00	20.00
A2501-08AW	17.50	22.50
A2501-09AW	20.00	25.00
A2501-10AW	22.50	27.50
A2501-11AW	25.00	30.00
A2501-12AW	27.50	32.50
A2501-20AW	47.50	52.50

制图 DRAWN	变更内容 DESCRIPTION	日期 DATE	GENERAL TOLERANCE		制图 DRAWING	料号 PART NO.	版本 REV.	A	
			X.±0.25	X.*±2'	审核 CHECK	ZX-XH2.54-7PWZ	页次 SHEET	1/1	
			.X±0.20	.X'±1'	核准 APPROVAL	品名 TITLE			
			.XX±0.15	.XX'±0.5'	单位 UNITS	客户料号 CUTM. NO.			
			.XXX±0.10	.XXX'±0.5'	MM				
					比例 SCALE				
					1:1				



兆星精密电子(深圳)有限公司