



enclosure for command devices, 22 mm, round, enclosure material plastic, enclosure top part grey, 3 control points plastic, C=Pushbutton green, label: Open, 1 NO, 1 NC, screw terminal, B=Pushbutton black, label: Close, 1 NO, 1 NC, screw terminal, A=Pushbutton red, label: Stop, 1 NO, 1 NC, screw terminal, floor mounting, 1xM20 each on top and bottom, Labels glued in

product brand name	SIRIUS ACT
product designation	Enclosures
product type designation	3SU1
equipment of commanding and signaling device	A = Pushbutton / B = Pushbutton / C = Pushbutton
manufacturer's article number	
<ul style="list-style-type: none"> of supplied contact module of supplied contact module at the command point A 1 of supplied contact module at the command point A 2 of supplied contact module at the command point B 1 of supplied contact module at the command point B 2 of supplied contact module at the command point C 1 of supplied contact module at the command point C 2 of the supplied holder of the supplied holder at the command point A of the supplied holder at the command point B of the supplied holder at the command point C of the supplied actuator of the supplied actuator at the command point A of the supplied actuator at the command point B of the supplied actuator at the command point C of supplied empty enclosure of supplied accessory of the supplied accessories at the command point A of the supplied accessories at the command point B of the supplied accessories at the command point C 	<p>A1 = 3SU1400-2AA10-1BA0 / A2 = 3SU1400-2AA10-1CA0 / B1 = 3SU1400-2AA10-1BA0 / B2 = 3SU1400-2AA10-1CA0 / C1 = 3SU1400-2AA10-1BA0 / C2 = 3SU1400-2AA10-1CA0</p> <p>3SU1400-2AA10-1BA0</p> <p>3SU1400-2AA10-1CA0</p> <p>3SU1400-2AA10-1BA0</p> <p>3SU1400-2AA10-1CA0</p> <p>3SU1400-2AA10-1BA0</p> <p>3SU1400-2AA10-1CA0</p> <p>A = 3SU1500-0AA10-0AA0, B = 3SU1500-0AA10-0AA0, C = 3SU1500-0AA10-0AA0</p> <p>3SU1500-0AA10-0AA0</p> <p>3SU1500-0AA10-0AA0</p> <p>3SU1500-0AA10-0AA0</p> <p>A = 3SU1000-0AB20-0AA0 / B = 3SU1000-0AB10-0AA0 / C = 3SU1000-0AB40-0AA0</p> <p>3SU1000-0AB20-0AA0</p> <p>3SU1000-0AB10-0AA0</p> <p>3SU1000-0AB40-0AA0</p> <p>3SU1803-0AZ00 K0Y</p> <p>A = 3SU1900-0AF16-0DS0, B = 3SU1900-0AF16-0DX0, C = 3SU1900-0AF16-0DW0</p> <p>3SU1900-0AF16-0DS0</p> <p>3SU1900-0AF16-0DX0</p> <p>3SU1900-0AF16-0DW0</p>
Enclosure	
design of the housing	with recess for label
shape of the enclosure front	rectangular
material of the enclosure	plastic
number of command points	3
product component	
<ul style="list-style-type: none"> EMERGENCY STOP device protective collar 	<p>No</p> <p>No</p>
color of the enclosure top part	grey
delivery state	
<ul style="list-style-type: none"> as a kit pre-wired on strip terminal 	<p>No</p> <p>No</p>







fastening method of the enclosure	Vertical
Actuator	
design of the actuating element	Pushbutton / pushbutton / pushbutton
suitability for use EMERGENCY OFF switch	No
product feature lockout	No
product extension optional light source	No
color of the actuating element	A = red / B = black / C = green
material of the actuating element	plastic
shape of the actuating element	round
number of contact modules	6
type of unlocking device	A = none / B = none / C = none
Front ring	
product component front ring	Yes
design of the front ring	Standard
material of the front ring	plastic
color of the front ring	black
Holder	
material of the holder	Plastic
Display	
number of LED modules	0
General technical data	
product function	
• positive opening	Yes
• EMERGENCY OFF function	No
• EMERGENCY STOP function	No
protection class IP	IP66, IP67, IP69(IP69K)
degree of protection NEMA rating	1, 2, 3, 3R, 4, 4X, 12K, 13
shock resistance	
• according to IEC 60068-2-27	sinusoidal half-wave 15g / 11 ms
• for railway applications according to EN 61373	Category 1, Class B
vibration resistance	
• according to IEC 60068-2-6	10 ... 500 Hz: 5g
• for railway applications according to EN 61373	Category 1, Class B
reference code according to IEC 81346-2	S
continuous current of the C characteristic MCB	10 A; for a short-circuit current smaller than 400 A
continuous current of the quick DIAZED fuse link	10 A
continuous current of the DIAZED fuse link gG	10 A
Substance Prohibitance (Date)	10/01/2014
operating voltage	
• at AC	
— at 50 Hz rated value	5 ... 500 V
— at 60 Hz rated value	5 ... 500 V
• at DC rated value	5 ... 500 V
Communication/ Protocol	
design of the interface for communication	without
Auxiliary circuit	
design of the contact of auxiliary contacts	Silver alloy
number of NC contacts for auxiliary contacts	3
number of NO contacts for auxiliary contacts	3
Connections/ Terminals	
type of electrical connection of modules and accessories	Screw-type terminal
type of electrical connection on enclosure	Cable routing above and below, both 1 x M20
tightening torque of the screws in the bracket	1 ... 1.2 N·m
tightening torque of fixing screws in the enclosure cover	1.5 ... 1.7 N·m
tightening torque with screw-type terminals	0.8 ... 0.9 N·m
Ambient conditions	
ambient temperature	
• during operation	-25 ... +70 °C
• during storage	-40 ... +80 °C
environmental category during operation according to IEC	3M6, 3S2, 3B2, 3C3, 3K6 (with relative air humidity of 10 ... 95%, no


60721	condensation in operation permitted for all devices behind front panel)
Installation/ mounting/ dimensions	
fastening method of modules and accessories	Floor mounting
height	154 mm
width	85 mm
depth	75 mm
shape of the installation opening	round
Accessories	
number of labels	3
color of the label	A = black / B = black / C = black
number of inscription plates	3
Certificates/ approvals	
General Product Approval	



[Confirmation](#)



Declaration of Conformity	Test Certificates	Marine / Shipping
		
	EG-Konf.	
		
		

Marine / Shipping	other	Environment
	Confirmation	Environmental Confirmations

Further information

Siemens has decided to exit the Russian market (see here).

<https://press.siemens.com/global/en/pressrelease/siemens-wind-down-russian-business>

Siemens is working on the renewal of the current EAC certificates.

Please contact your local Siemens office on the status of validity of the EAC certification if you intend to import or offer to supply these products to an EAC relevant market (other than the sanctioned EAEU member states Russia or Belarus).

Information on the packaging

<https://support.industry.siemens.com/cs/ww/en/view/109813875>

Information- and Downloadcenter (Catalogs, Brochures,...)

<https://www.siemens.com/ic10>

Industry Mall (Online ordering system)

<https://mall.industry.siemens.com/mall/en/en/Catalog/product?mlfb=3SU1803-0AR00-2AB1>

Cax online generator

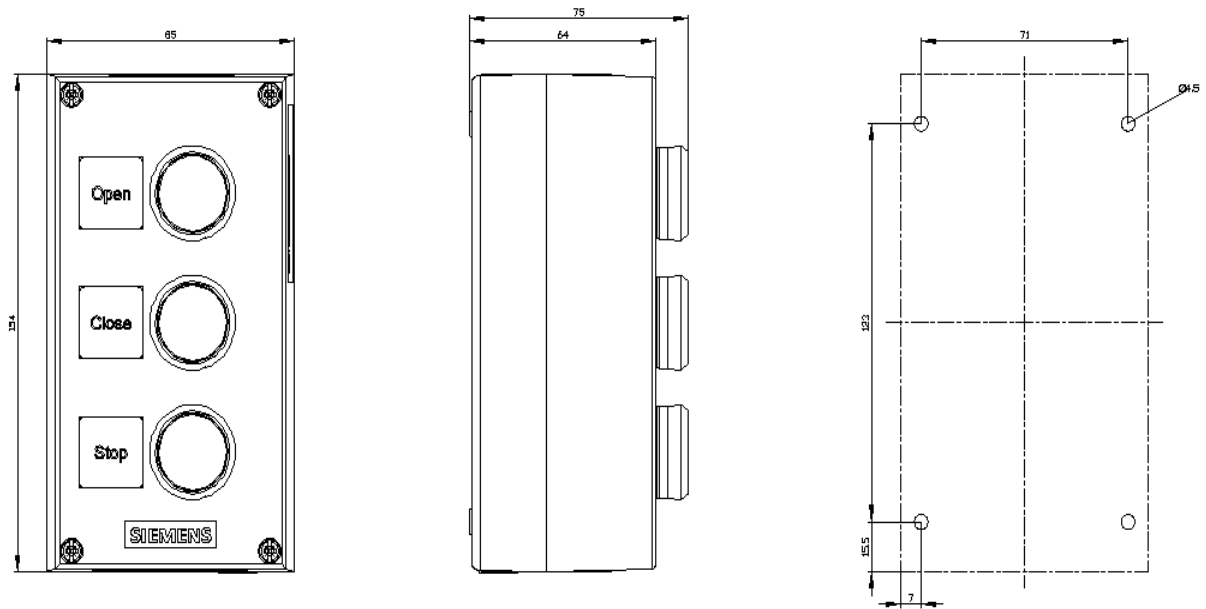
<http://support.automation.siemens.com/WW/CAXorder/default.aspx?lang=en&mlfb=3SU1803-0AR00-2AB1>

Service&Support (Manuals, Certificates, Characteristics, FAQs,...)

<https://support.industry.siemens.com/cs/ww/en/ps/3SU1803-0AR00-2AB1>

Image database (product images, 2D dimension drawings, 3D models, device circuit diagrams, EPLAN macros, ...)

http://www.automation.siemens.com/bilddb/cax_de.aspx?mlfb=3SU1803-0AR00-2AB1&lang=en



last modified:

1/26/2022 