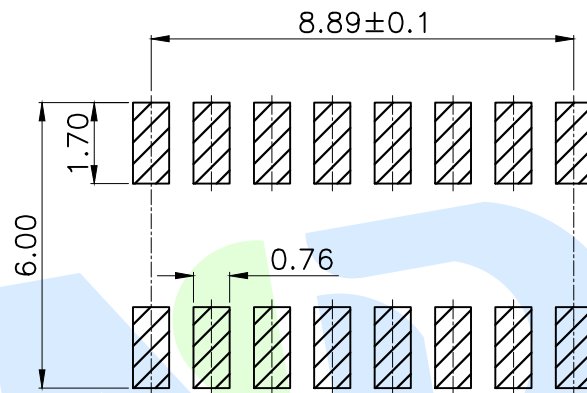
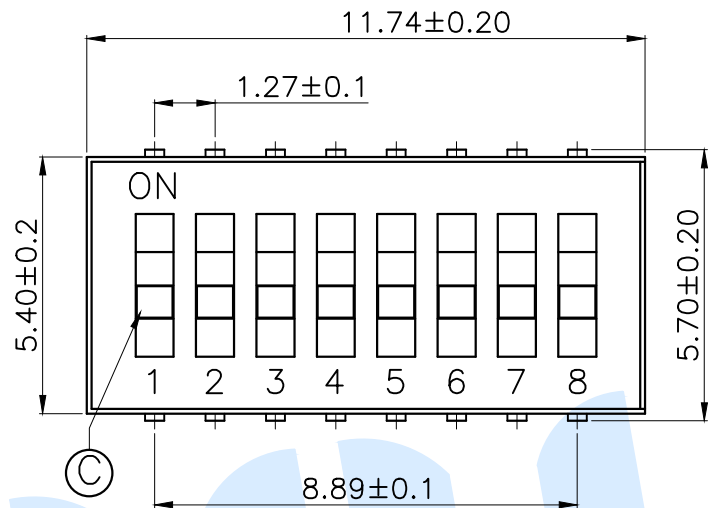
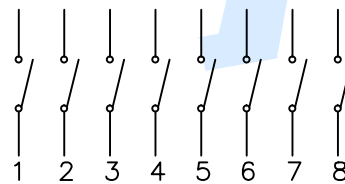
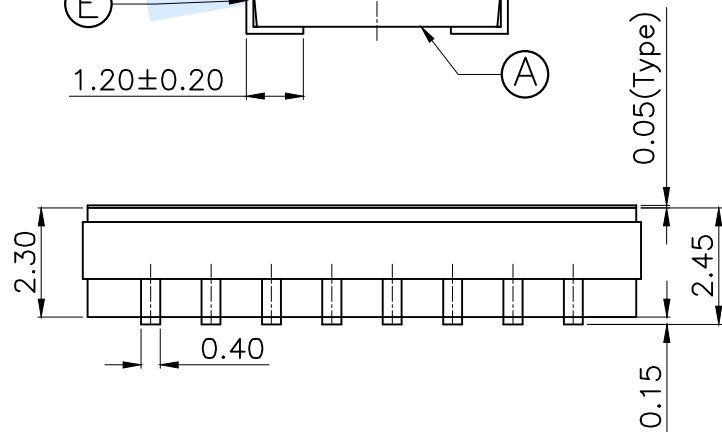
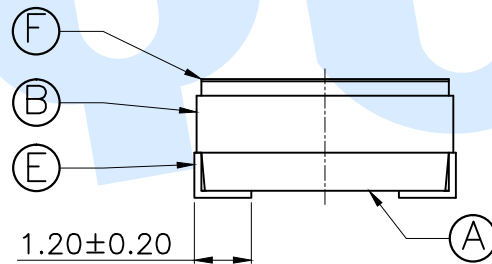


RoHS



PCB Layout(Pattern Side)



Circuit Diagram

NOTE:

- 1.Non-Switch Rating:100mA at 50V DC
- 2.Switching Rating:25mA at 24V DC
- 3.Insulation Resistance:≥100MΩ
- 4.Withstand voltage:AC 500V 1Minute
- 5.Operating Force Range:1000gf Max
- 6.Mechanical Life:3,000 Cycles

ⓕ	Dust film		1	Polyimide tape	
ⓔ	Terminal		16	Phosphor bronze	Gold plating
ⓓ	Contact spring		8	Phosphor bronze	Gold plating
ⓐ	Handle		8	PA9T	White
ⓑ	Cover		1	PPS	Black
Ⓐ	Base		1	PPS	Black
NO.	Name	Number	Qty	Materil	Remarks

YUANDI® Yuandi Electronics Co.,Ltd
元迪

design	date	name	DIP SWITCH
Review	date	model	TU-08
Approved	date		

angle	±2'	Design number:	
10~30	±0.30	Proportion	1:1
5~10	±0.20	unit	mm
~ 5	±0.10	mm	gape number
modify	Review	Approved	Tolerance not specified