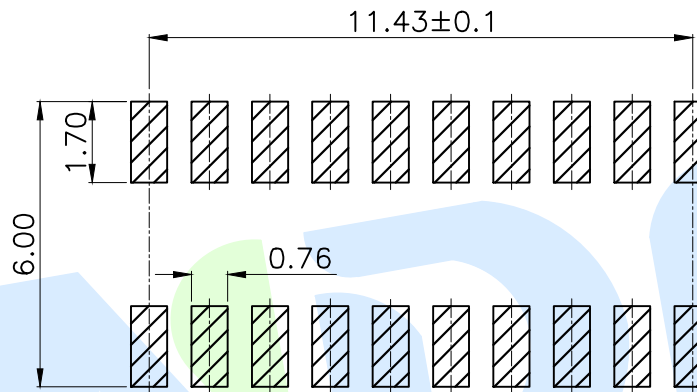
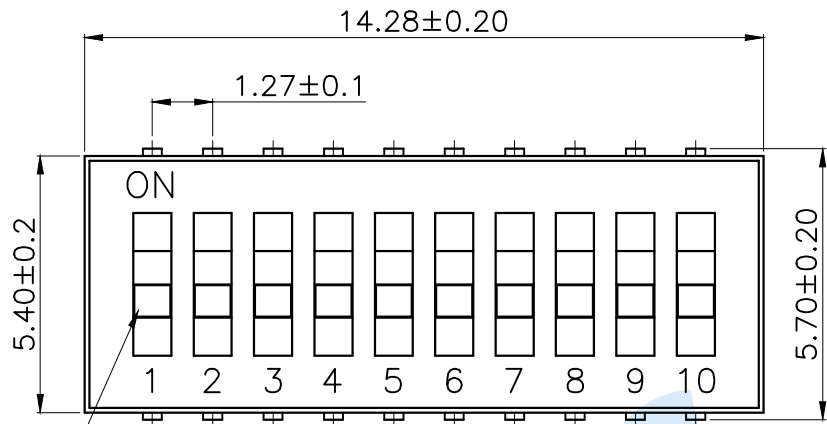
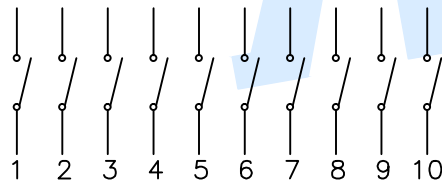
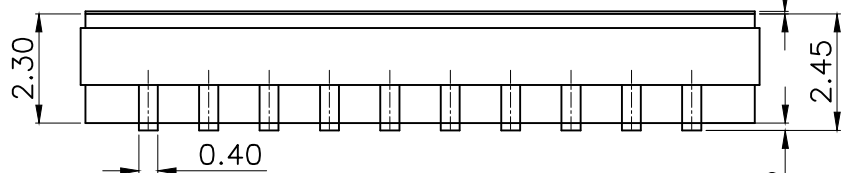
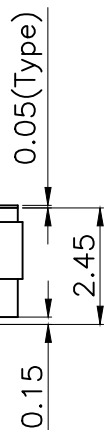
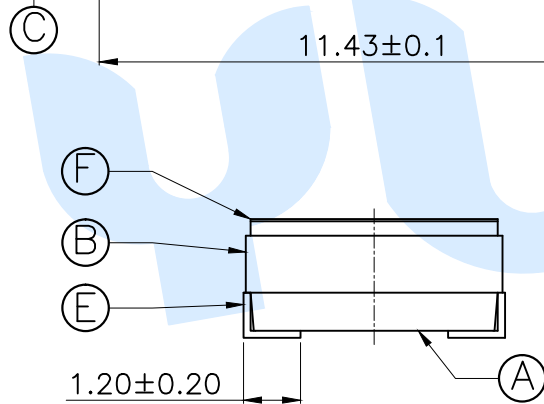


RoHS



PCB Layout(Pattern Side)



Circuit Diagram

- NOTE:
- 1.Non-Switch Rating:100mA at 50V DC
 - 2.Switching Rating:25mA at 24V DC
 - 3.Insulation Resistance:≥100MΩ
 - 4.Withstand voltage:AC 500V 1Minute
 - 5.Operating Force Range:1000gf Max
 - 6.Mechanical Life:3,000 Cycles

ⓕ	Dust film		1	Polyimide tape	
ⓔ	Terminal		20	Phosphor bronze	Gold plating
ⓓ	Contact spring		10	Phosphor bronze	Gold plating
ⓐ	Handle		10	PA9T	White
ⓑ	Cover		1	PPS	Black
Ⓐ	Base		1	PPS	Black
NO.	Name	Number	Qty	Materil	Remarks

YUANDI® Yuandi Electronics Co.,Ltd

design	date	name	DIP SWITCH
Review	date	model	TU-10
Approved	date		

angle	±2'	design	date	name	DIP SWITCH
10~30	±0.30	Review	date	model	TU-10
5~10	±0.20	Approved	date		
~ 5	±0.10	Drawing number:			
modify	Review	Approved	Tolerance not specified	Proportion	1:1
				unit	mm
				gape number	A4