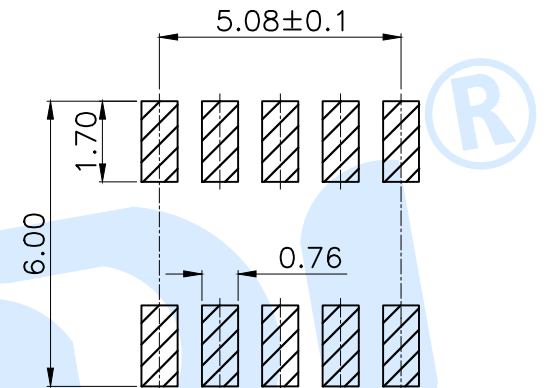
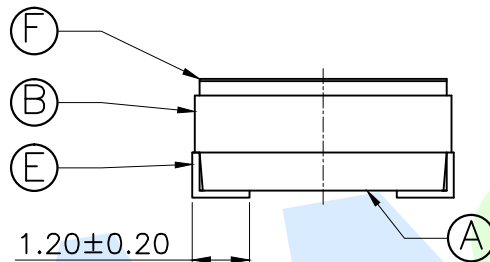
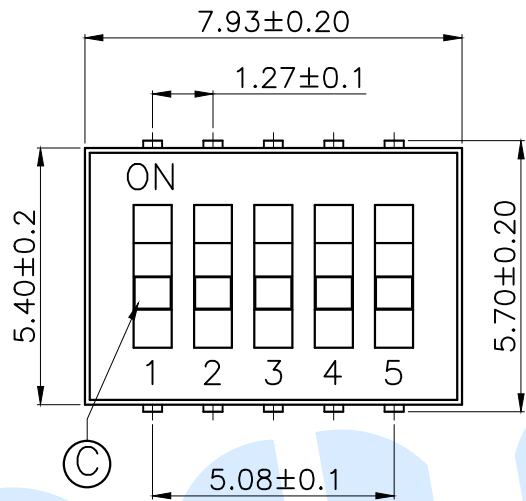
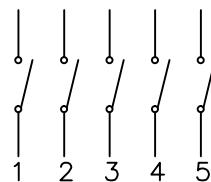
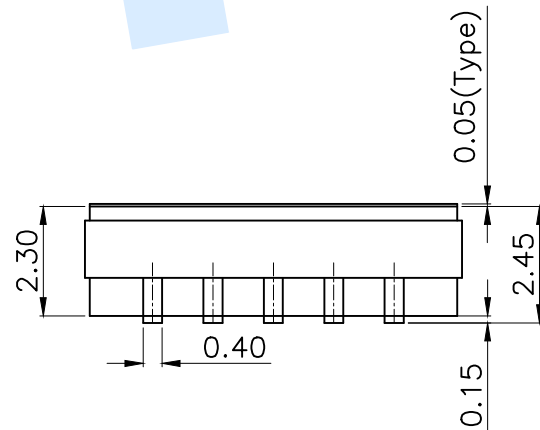


RoHS



PCB Layout(Pattern Side)

- NOTE:
- 1.Non-Switch Rating:100mA at 50V DC
  - 2.Switching Rating:25mA at 24V DC
  - 3.Insulation Resistance:≥100MΩ
  - 4.Withstand voltage:AC 500V 1Minute
  - 5.Operating Force Range:1000gf Max
  - 6.Mechanical Life:3,000 Cycles



Circuit Diagram

ⓕ	Dust film		1	Polyimide tape	
ⓔ	Terminal		10	Phosphor bronze	Gold plating
ⓓ	Contact spring		5	Phosphor bronze	Gold plating
Ⓒ	Handle		5	PA9T	White
Ⓑ	Cover		1	PPS	Black
Ⓐ	Base		1	PPS	Black
NO.	Name	Number	Qty	Materil	Remarks

**YUANDI®** Yuandi Electronics Co, Ltd

design	date	name	DIP SWITCH
Review	date	model	TU-05
Approved	date		

Drawing number: Proportion 1:1 unit mm gage number A4

modify Review Approved Tolerance not specified