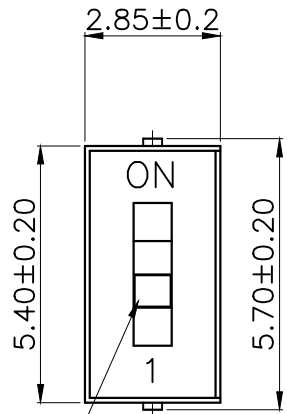
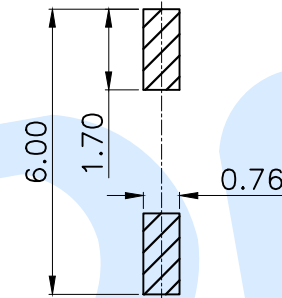
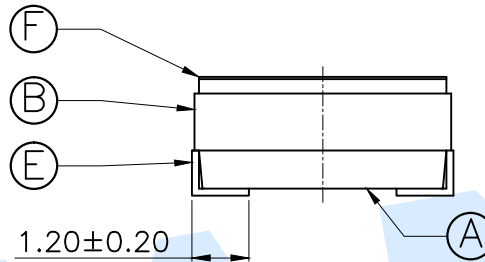


RoHS



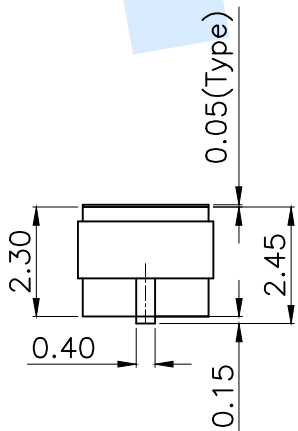
Ⓒ



PCB Layout(Pattern Side)

NOTE:

- 1.Non-Switch Rating:100mA at 50V DC
- 2.Switching Rating:25mA at 24V DC
- 3.Insulation Resistance:≥100MΩ
- 4.Withstand voltage:AC 500V 1Minute
- 5.Operating Force Range:1000gf Max
- 6.Mechanical Life:3,000 Cycles



Circuit Diagram

Ⓕ	Dust film		1	Polyimide tape	
Ⓖ	Terminal		20	Phosphor bronze	Gold plating
Ⓓ	Contact spring		10	Phosphor bronze	Gold plating
Ⓒ	Handle		10	PA46	White
Ⓑ	Cover		1	PPS	Black
Ⓐ	Base		1	PPS	Black
NO.	Name	Number	Qty	Materil	Remarks

YUANDI® Yuandi Electronics Co, Ltd

design	date	name	DIP SWITCH
Review	date	model	TU-01
Approved	date		

Drawing number: Proportion 1:1 unit mm gage number A4

modify Review Approved Tolerance not specified