Http://www.usakro.com

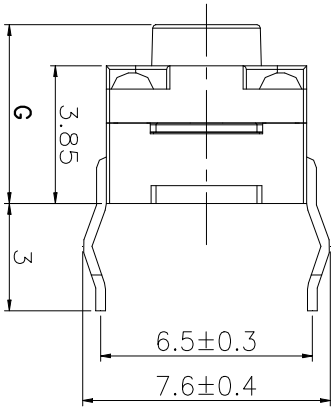

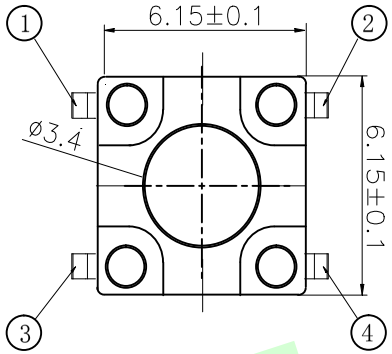

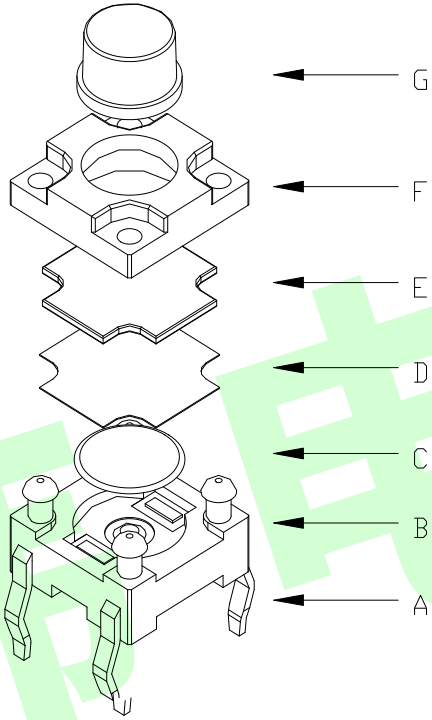

额定负荷 Rating	DC 12V/50mA
接触电阻Contact Resistance	100mΩ max.
绝缘电阻Insulation resistance	DC100V 60S 100MΩ min.
抗电强度Dielectric strength	AC250V(50~60HZ) 60S min.
操作力Operation force	160/250±50gf
寿命试验Operating Life	100,000 cycles
行程Travels	0.30±0.1mm

OPERATING FORCE
VIGOR
180±50gf
250±50gf
350±50gf

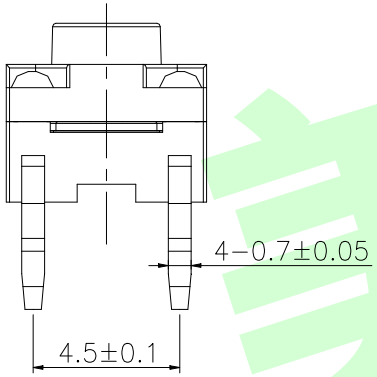

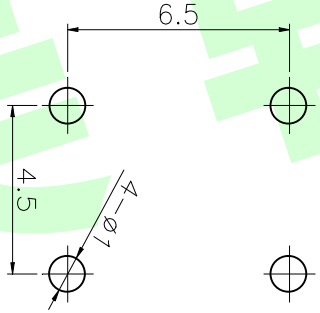

PCB. 焊接图

PCB. WELDING DRAWING

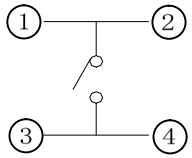

电路图

CIRCUIT DIAGRAM

TOTAL HEIGHT			
G	Ø	G	Ø
4.3	3.5	7.5	3.3
4.5	3.5	8.0	3.3
5.0	3.5	8.5	3.3
5.5	3.5	9.0	3.1
6.0	3.5	9.5	3.1
6.5	3.3	10	3.1
7.0	3.3	10.5	3.1

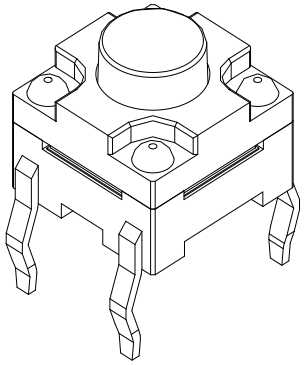

项目 ITEM	名称 DESCRIPTION	材质 MATERIAL	数量 QTY	表面处理/颜色 FINSH/COLOR
G	按钮	PPA	1	黑色
F	盖板	PPA	1	黑色
E	防尘胶	硅胶	1	黑色
D	防水层	聚酰亚胺	1	橙黄色
C	弹片	不锈钢	1	镀银
B	本体	PPA	1	黑色
A	卡件	黄铜	1	镀银

一般公差
GENERAL TOLERANCE

≥0~2<	±0.15
≥2~5<	±0.25
≥5	±0.35
角度 ANGLE	±0.5°
未注尺寸公差(mm)	

第一视角

设计 Jack Jin	图面	A4
	单位	MM
审核 Jacky Zhong	比例	
	重量	
批准 Tony Meng	页码	1/1
	版次	A/0

东莞市美韩电子科技有限公司

Dongguan Usakro Electronic Technology Co., Ltd.

1 : 1	DWG NO.	型号 JK-B02123-G4.3-160	SIZE A4
1 of 1	PART NO.	规格：6*6 防水/插件	VER R

美韩电子