


REV.	LOCAS	DESCRIPTION	DATE	DRAWN
07	△	依業務要求變更操作溫度	2016.07.30	馮國東
08	△	依業務要求把客戶名字換成客戶代碼	2020.05.18	何東華
09	△	依業務要求加標子	2020.12.16	何東華

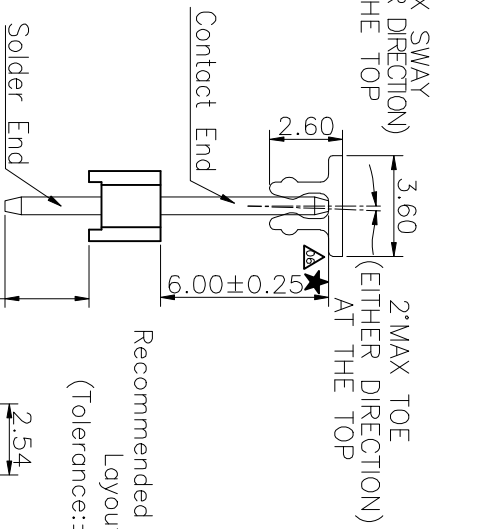
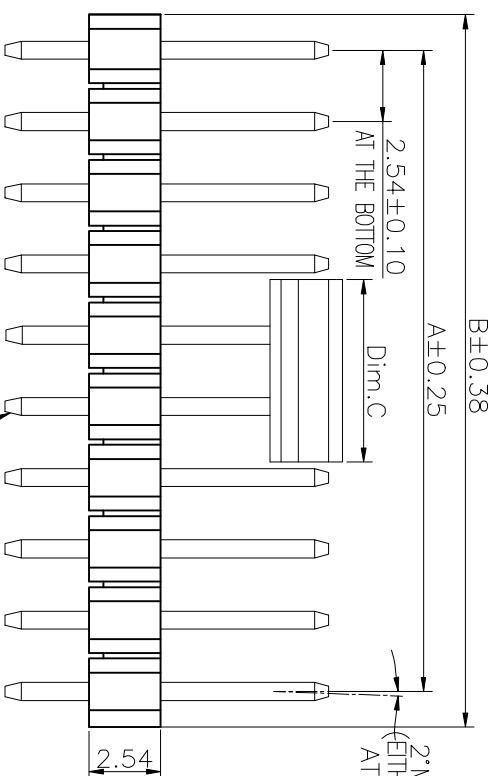


Specifications
 Current Rating: 3Amp
 Insulation Resistance: 1000MΩ/Min.
 Dielectric Withstanding Voltage: 600VAC
 Contact Resistance: 20mΩ/Max.
 Operating Temperature: -40°C to +125°C

Materials
 Contact Material: Brass
 Insulator Material: Thermoplastic, UL 94V-0
 PBT or the equivalent material

All materials must meet Greenconn requirement for environment protection.

★: Critical Characteristics.



Recommended P.C.Board Layout (Tolerance: ±0.05)

PART NO.	A	B	Insulator Material	Standard Finishing
GPHA101-0102A001A1BA	--	2.54	PBT	Box
GPHA101-0202A001A1BA	2.54	5.08	PBT	Box
GPHA101-0302A001A1BA	5.08	7.62	PBT	Box
GPHA101-0402A001A1BA	7.62	10.16	PBT	Box
GPHA101-0502A001A1BA	10.16	12.70	PBT	Box
GPHA101-0602A001A1BA	12.70	15.24	PBT	Box
GPHA101-0702A001A1BA	15.24	17.78	PBT	Box
GPHA101-0802A001A1BA	17.78	20.32	PBT	Box
GPHA101-0902A001A1BA	20.32	22.86	PBT	Box
GPHA101-1002A001A1BA	22.86	25.40	PBT	Box
GPHA101-1102A001A1BA	25.40	27.94	PBT	Box
GPHA101-1202A001A1BA	27.94	30.48	PBT	Box
GPHA101-1302A001A1BA	30.48	33.02	PBT	Box
GPHA101-1402A001A1BA	33.02	35.56	PBT	Box
GPHA101-1502A001A1BA	35.56	38.10	PBT	Box
GPHA101-1602A001A1BA	38.10	40.64	PBT	Box
GPHA101-1702A001A1BA	40.64	43.18	PBT	Box
GPHA101-1802A001A1BA	43.18	45.72	PBT	Box
GPHA101-1902A001A1BA	45.72	48.26	PBT	Box
GPHA101-2002A001A1BA	48.26	50.80	PBT	Box
GPHA101-2102A001A1BA	50.80	53.34	PBT	Box
GPHA101-2202A001A1BA	53.34	55.88	PBT	Box
GPHA101-2302A001A1BA	55.88	58.42	PBT	Box
GPHA101-2402A001A1BA	58.42	60.96	PBT	Box
GPHA101-2502A001A1BA	60.96	63.50	PBT	Box
GPHA101-2602A001A1BA	63.50	66.04	PBT	Box
GPHA101-2702A001A1BA	66.04	68.58	PBT	Box
GPHA101-2802A001A1BA	68.58	71.12	PBT	Box
GPHA101-2902A001A1BA	71.12	73.66	PBT	Box
GPHA101-3002A001A1BA	73.66	76.20	PBT	Box
GPHA101-3102A001A1BA	76.20	78.74	PBT	Box
GPHA101-3202A001A1BA	78.74	81.28	PBT	Box
GPHA101-3302A001A1BA	81.28	83.82	PBT	Box
GPHA101-3402A001A1BA	83.82	86.36	PBT	Box
GPHA101-3502A001A1BA	86.36	88.90	PBT	Box
GPHA101-3602A001A1BA	88.90	91.44	PBT	Box
GPHA101-3702A001A1BA	91.44	93.98	PBT	Box
GPHA101-3802A001A1BA	93.98	96.52	PBT	Box
GPHA101-3902A001A1BA	96.52	99.06	PBT	Box
GPHA101-4002A001A1BA	99.06	101.60	PBT	Box

Ordering Information

Ordering Information: PHA101 - XX XX A 001 A 1 X

No. of Pins per Row: 01~40

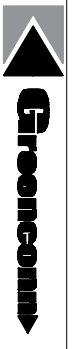
Standard Pating:
 02=Gold Flash
 Selective Pating
 01=Tin
 05=Gold Flash/Tin

Color: 1=Black

Standard Packing:
 A=Box
 B=Tube
 C=Tube
 E=Cap+Tube
 F=Cap+Tube&Reel

DIM.C	NOTE
5.00	02PIN
6.50	03~40PIN

Greenconn P/N	Customer	Remarks
GPHA101-0901A001A1BA	A050	Automotive Connector
GPHA101-1001A001A1BA	A050	Automotive Connector



3RD.ANG PROJ.	GENERAL TOLERANCE	DESIGNED: 何東華	DATE: 2020.12.16	DWG. NO. GPHA101-CA1AB
REV. 09	X: ±5.0°	CHECKED:	DATE:	PART NO. GPHA101-XXXX A001A1BX
UNIT. mm	X: ±3.0°	APPROVED:	DATE:	
SCALE. 4:1	.XX' ±2.0°			
PAGE. 1/1	.XXX' ±1.0°			

TITLE: 2.54 PIN HEADER
 SINGLE ROW DIP TYPE
 CONNECTOR