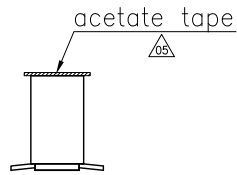
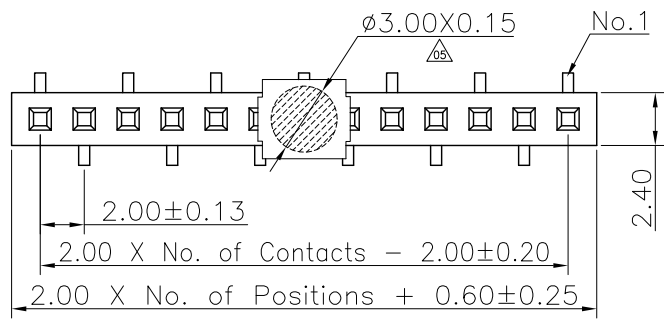
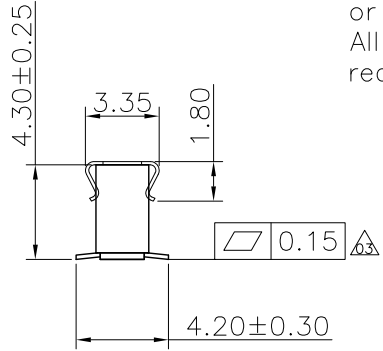
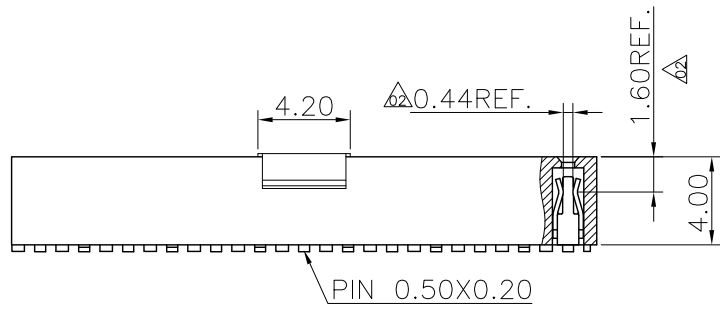


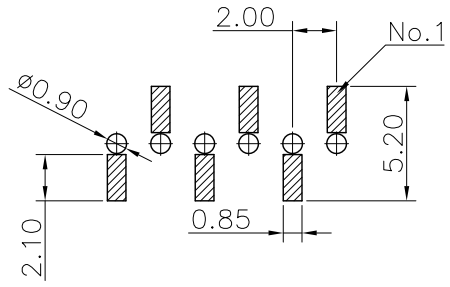
REV.	LOCAS.	DESCRIPTION	DATE	DRAWN
01	NEW	INITIAL RELEASE.	2009.07.23	車 激
02	△02	依業務要求加標端子接觸點尺寸	2010.03.23	謝金發
03	△03	加標端子平面度要求	2010.08.23	謝金發
04	△04	變更圖號	2011.04.29	蒙華明
05	△05	為改善貼膠紙效率，變更膠紙配方	2013.01.23	邱明周



Specifications
 Current Rating: 2.0Amp
 Insulation Resistance: 1000MΩMin.
 Dielectric Withstanding Voltage: 500VAC
 Contact Resistance: 20mΩMax.
 Operating Temperature: -40°C to +105°C
 Materials
 Contact Material: Phosphor Bronze
 Insulator Material: High Temperature Thermoplastic, UL 94V-0 Nylon 6T(無鹵) or the equivalent material
 All materials must meet Greenconn requirement for environment protection.



Recommended P.C.Board Layout
 (Tolerance: ±0.05)



Ordering Information

C SFC101 - XX XX A 006 R 1 A X

No. of Pins per Row 02~40
 Standard Plating 02=Gold Flash
 Selective Plating 01=Tin
 05=Gold Flash/Tin

Color 1=Black

Standard Packing C=Tube
 Selective Packing A=Box
 E=CAP+Tube
 F=CAP+Tape&Reel
 G=Acetate Tape+Tube
 H=Acetate Tape+Tape&Reel

格稜股份有限公司
Greenconn Corporation

GENERAL TOLERANCE	
X. ±5.0°	X. ±0.30
.X ±3.0°	.X ±0.25
.XX ±2.0°	.XX ±0.15
.XXX ±1.0°	.XXX ±0.10

DESIGN: 邱明周	DATE: 2013.01.23
CHECKED: 劉北平	DATE: 2013.01.23
AUDITED: 林萬輝	DATE: 2013.01.23
APPROVED: 李 輝	DATE: 2013.01.23

DWG. NO.	△ CSFC101-CA6RA
PART NO.	CSFC101-XXXX A006R1AX

TITLE:
 2.00 FEMALE HEADER
 SINGLE ROW SMT TYPE
 BASE 4.30H

REV.	UNIT.	SCALE.	PAGE.	Symbol
05	mm	3:1	1/1	⊕ ⊖