

Low VF Schottky Rectifier

Reverse Voltage - 60 V

Forward Current - 10 A

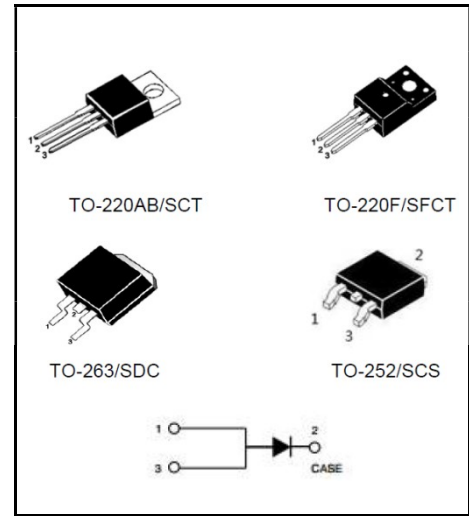


Features

- ◆ Low forward voltage
- ◆ High current capability
- ◆ High forward surge capability
- ◆ Low power losses, High efficiency
- ◆ Guarding for over voltage protection
- ◆ Lead free in comply with EU RoHS 2011/65/EU directives

Mechanical Data

- ◆ Case: TO-220AB/CT TO-220F/FCT TO-263/DC TO-252/CS
- ◆ Solder bath temperature 275°C maximum, 10s per JESD22-106



Primary Characteristic

I_o	10A
V_{RRM}	60V
I_{FSM}	150A
V_F	0.48V
T_J Max	150°C

Maximum Ratings (Per Leg) at Ta=25°C unless otherwise specified

Parameter	Symbols	Value	Units
Maximum Repetitive Peak Reverse Voltage	V_{RRM}	60	V
Maximum RMS voltage	V_{RMS}	60	V
Maximum DC Blocking Voltage	V_{DC}	60	V
Maximum Average Forward Rectified Current	I_o	10	A
Peak Forward Surge Current, 8.3ms Single Half Sine-wave	I_{FSM}	150	A
Operating Temperature Range	T_J	-50 ~ +150	°C
Storage Temperature Range	T_{STG}	-50 ~ +150	°C
Typical Thermal Resistance ^(Note1) TO-220AB TO-263 TO-252 TO-220F	R_{θJC}	2/4	°C/W

Note1: Thermal resistance from Junction to case per leg mounted on heatsink.

Electrical Characteristics (Per Leg) unless otherwise specified

Characteristics	Symbols	Value		Units	
		Typ	Max		
Forward Voltage Drop(Note2)	V_F	0.37	-	V	
at I _F =3A					TA=25°C
		TA=125°C			
at I _F =5A		TA=25°C	0.42		0.46
		TA=125°C	0.38		-
at I _F =10A		TA=25°C	0.52		0.55
	TA=125°C	0.48	-		
Maximum Reverse Current at V _R =60 V	I_R	50	100	uA	
		11	-	mA	

Note2: Pulse test: 300 μs pulse width, 1 % duty cycle

Ratings and Characteristic Curves

FIG.1 MAXIMUM FORWARD CURRENT DERATING CURVE

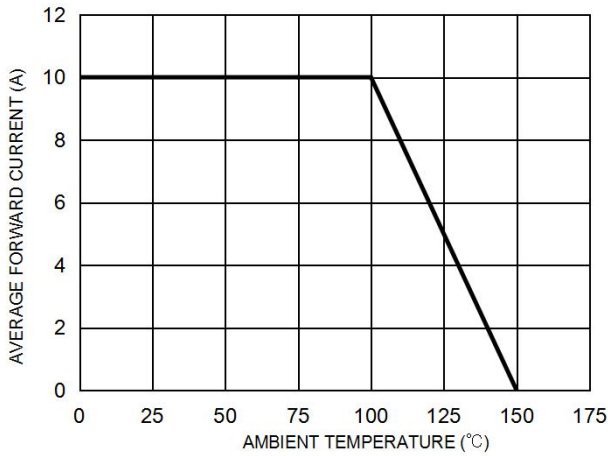


FIG. 2 MAXIMUM NON-REPETITIVE FORWARD SURGE CURRENT PER LEG

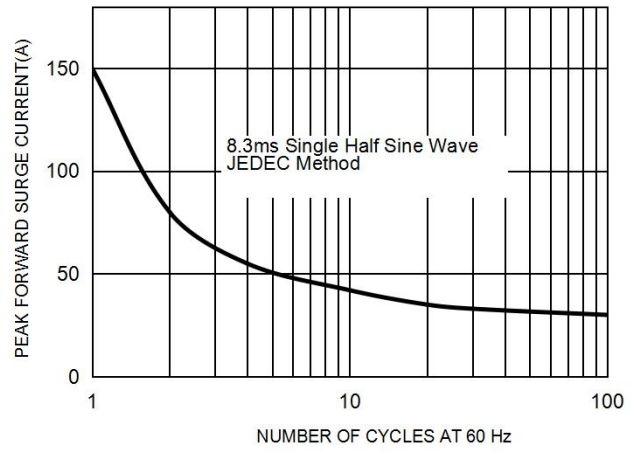


FIG. 3 TYPICAL FORWARD CHARACTERISTICS PER LEG

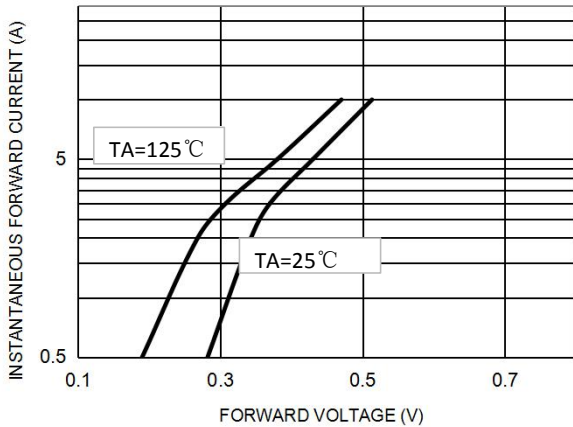
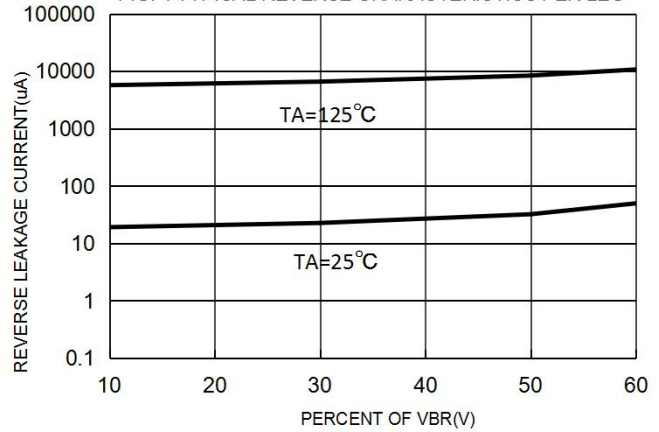
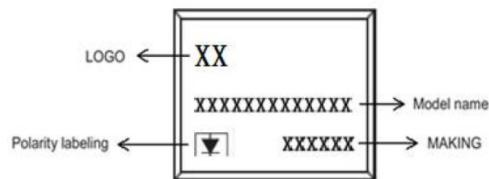


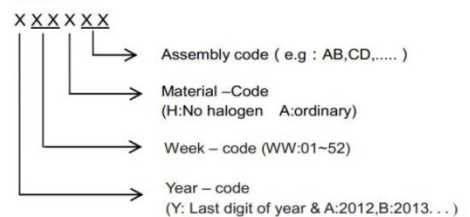
FIG. 4 TYPICAL REVERSE CHARACTERISTICS PER LEG



Marking on the body



MAKING:



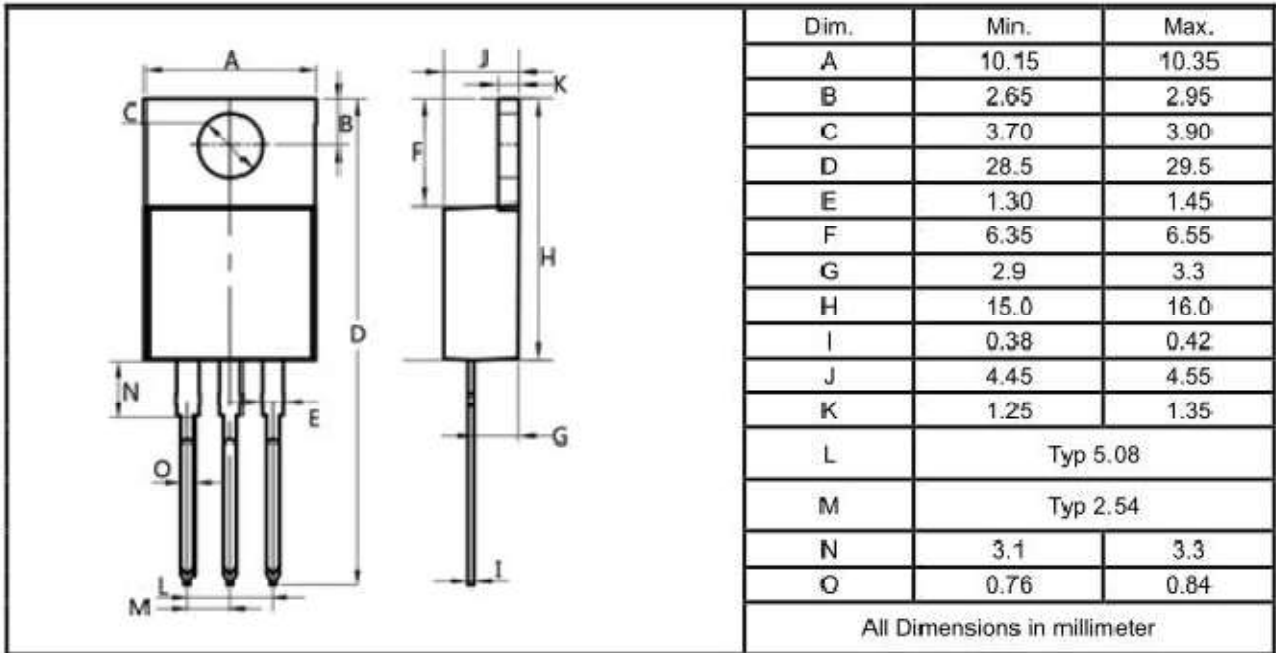
Ordering information

Part Number	Package	Unit Weight	Base Quantity	Delivery mode
SRM10L60SCT	TO-220AB	0.07oz(1.96g)	50 pcs / tube	1000pcs/box 5000pcs/carton
SRM10L60SFCT	TO-220F	0.06oz(1.74g)	50 pcs / tube	1000pcs/box 5000pcs/carton
SRM10L60SDC	TO-263	0.04oz(1.16g)	50 pcs / tube	1000pcs/box 5000pcs/carton
SRM10L60SDC-R	TO-263	0.04oz(1.16g)	800 pcs / reel	800pcs/box 4000pcs/carton
SRM10L60SCS	TO-252	0.011oz(0.32g)	2500 pcs / reel	2500 pcs / box 12500pcs/carton

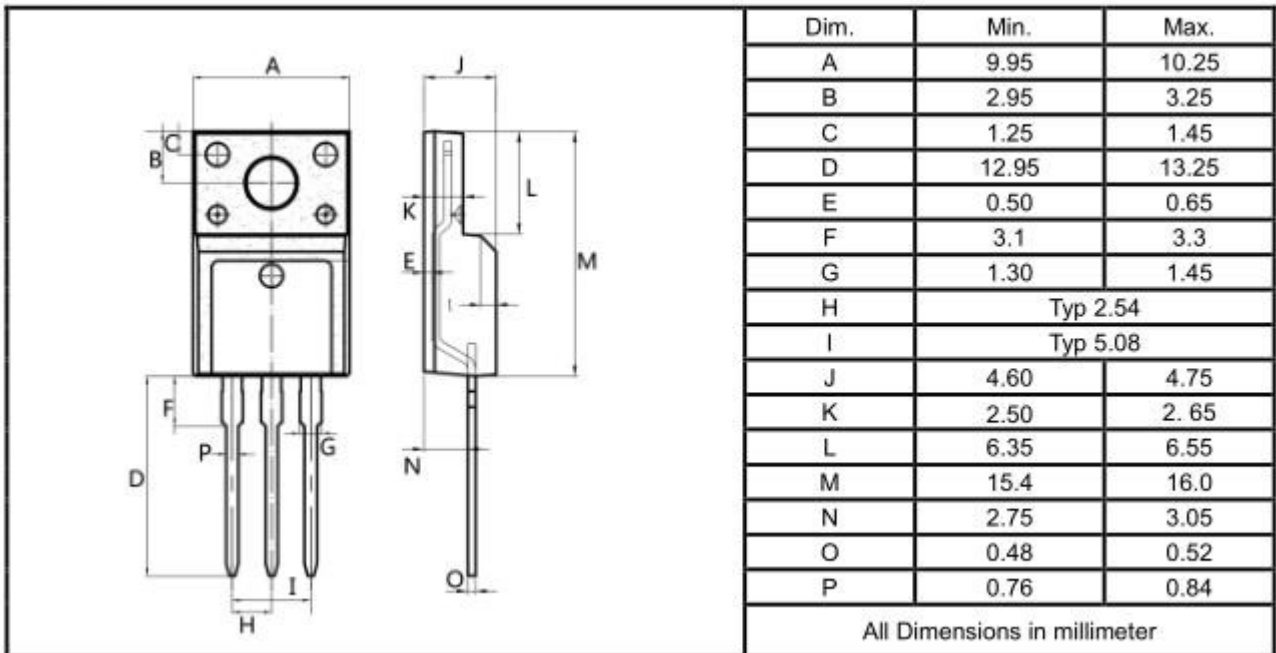
Note: For Halogen Free molding compound, add "H" suffix to part number above.

Package Outline Dimensions millimeters

TO-220AB

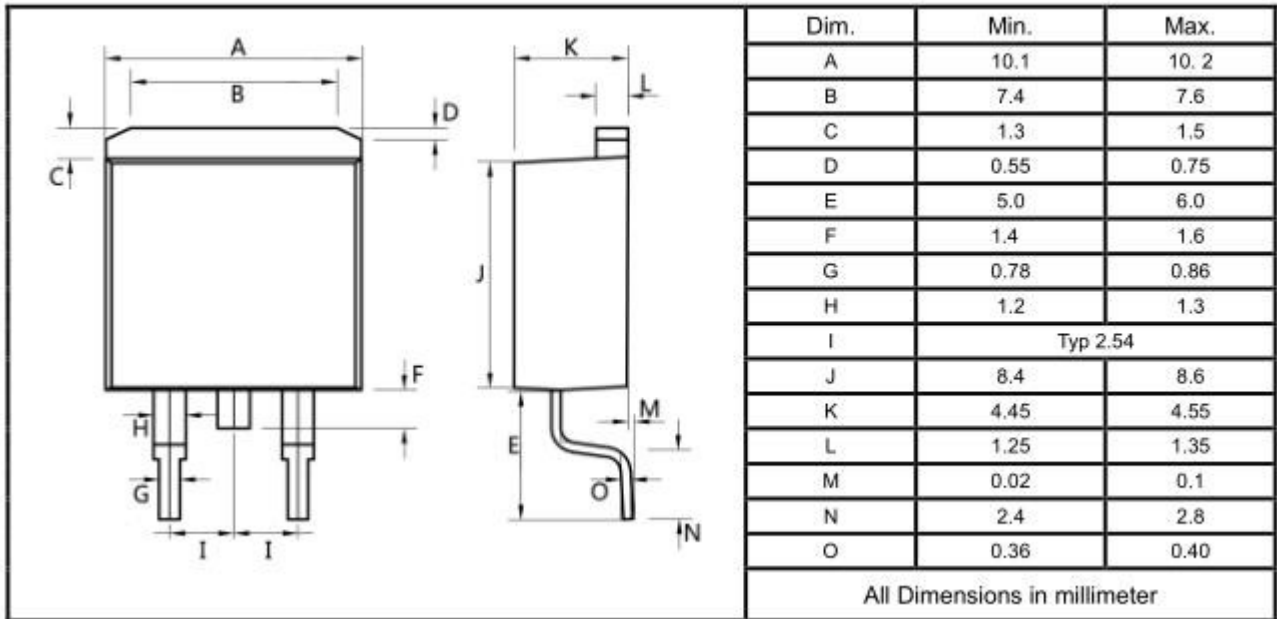


TO-220F



Package Outline Dimensions millimeters

TO-263



TO-252

