

描述 / Descriptions

SOT-23 塑封封装 NPN 半导体三极管。Silicon NPN transistor in a SOT-23 Plastic Package.

特征 / Features

P_C 大, h_{FE} 高且特性好, 与 9015M 互补, 无卤产品。

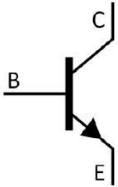
High P_C and h_{FE} , excellent h_{FE} linearity, complementary pair with 9015M, HF product.

用途 / Applications

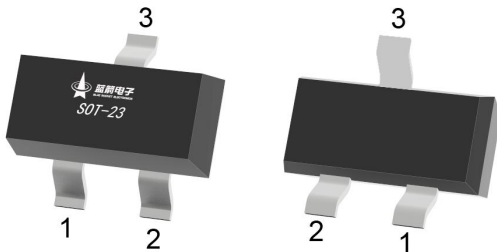
用于低电平、低噪声的前置放大器。

low frequency, low noise pre-amplifier.

内部等效电路 / Equivalent Circuit



引脚排列 / Pinning



PIN1 : Base PIN 2 : Emitter PIN 3 : Collector

放大及印章代码 / h_{FE} Classifications & Marking

h_{FE} Classifications Symbol	A	B	C	D
h_{FE} Range	60~150	100~300	200~600	400~1000
Marking	HJ6A	HJ6B	HJ6C	HJ6D

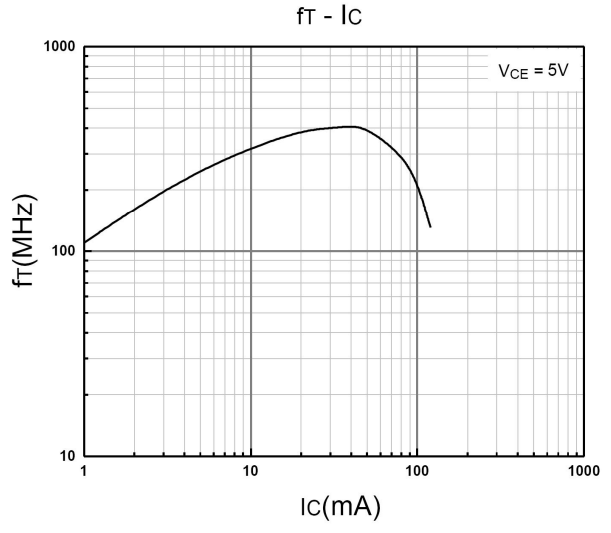
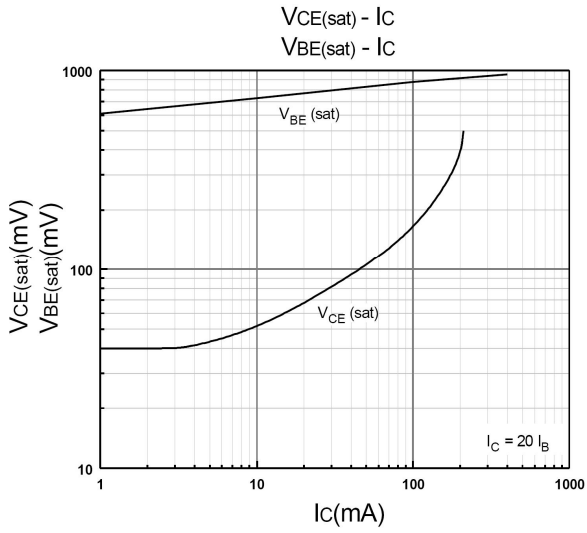
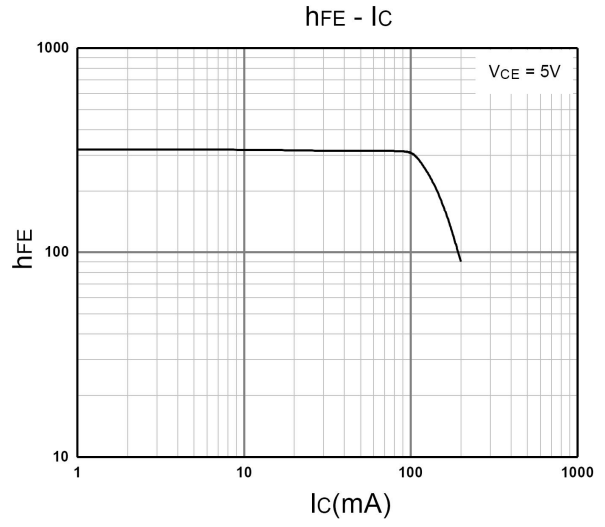
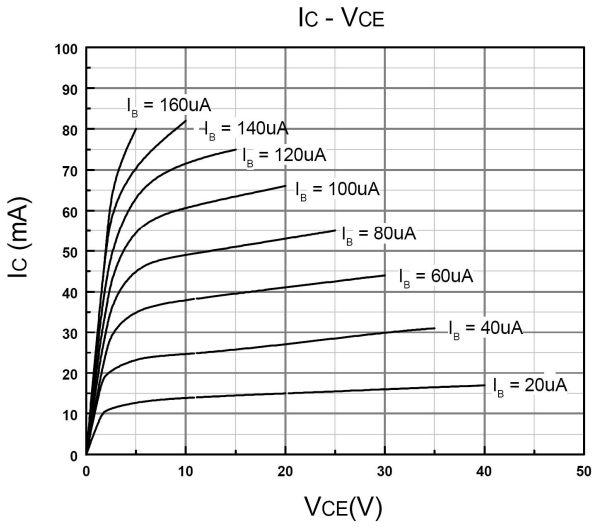
极限参数 / Absolute Maximum Ratings(Ta=25°C)

参数 Parameter	符号 Symbol	数值 Rating	单位 Unit
Collector to Base Voltage	V_{CBO}	50	V
Collector to Emitter Voltage	V_{CEO}	45	V
Emitter to Base Voltage	V_{EBO}	5.0	V
Collector Current	I_C	100	mA
Collector Power Dissipation	P_C	400	mW
Junction Temperature	T_j	150	°C
Storage Temperature Range	T_{stg}	-55~150	°C

电性能参数 / Electrical Characteristics(Ta=25°C)

参数 Parameter	符号 Symbol	测试条件 Test Conditions	最小值 Min	典型值 Typ	最大值 Max	单位 Unit
Collector to Base Breakdown Voltage	V_{CBO}	$I_C=0.1mA$ $I_E=0$	50			V
Collector to Emitter Breakdown Voltage	V_{CEO}	$I_C=1.0mA$ $I_B=0$	45			V
Emitter to Base Breakdown Voltage	V_{EBO}	$I_E=0.1mA$ $I_C=0$	5.0			V
Collector Cut-Off Current	I_{CBO}	$V_{CB}=50V$ $I_E=0$			0.05	μA
Emitter Cut-off Current	I_{EBO}	$V_{EB}=5.0V$ $I_C=0$			0.05	μA
DC Current Gain	h_{FE}	$V_{CE}=5.0V$ $I_C=1.0mA$	60		1000	
Collector-Emitter Saturation Voltage	$V_{CE(sat)}$	$I_C=100mA$ $I_B=5.0mA$		0.14	0.3	V
Base-Emitter Saturation Voltage	$V_{BE(sat)}$	$I_C=100mA$ $I_B=5.0mA$		0.84	1.0	V
Base-Emitter Voltage	V_{BE}	$V_{CE}=5.0V$ $I_C=2.0mA$		0.63	0.7	V
Transition Frequency	f_T	$V_{CE}=5.0V$ $I_C=10mA$	150	270		MHz
Collector Output Capacitance	C_{ob}	$V_{CB}=10V$ $I_E=0$ $f=1.0MHz$		2.2	3.5	pF
Noise Figure	NF	$V_{CE}=5.0V$ $I_C=0.2mA$ $R_g=2.0K\Omega$ $f=1.0KHz$ $\Delta f=200Hz$		0.9	10	dB

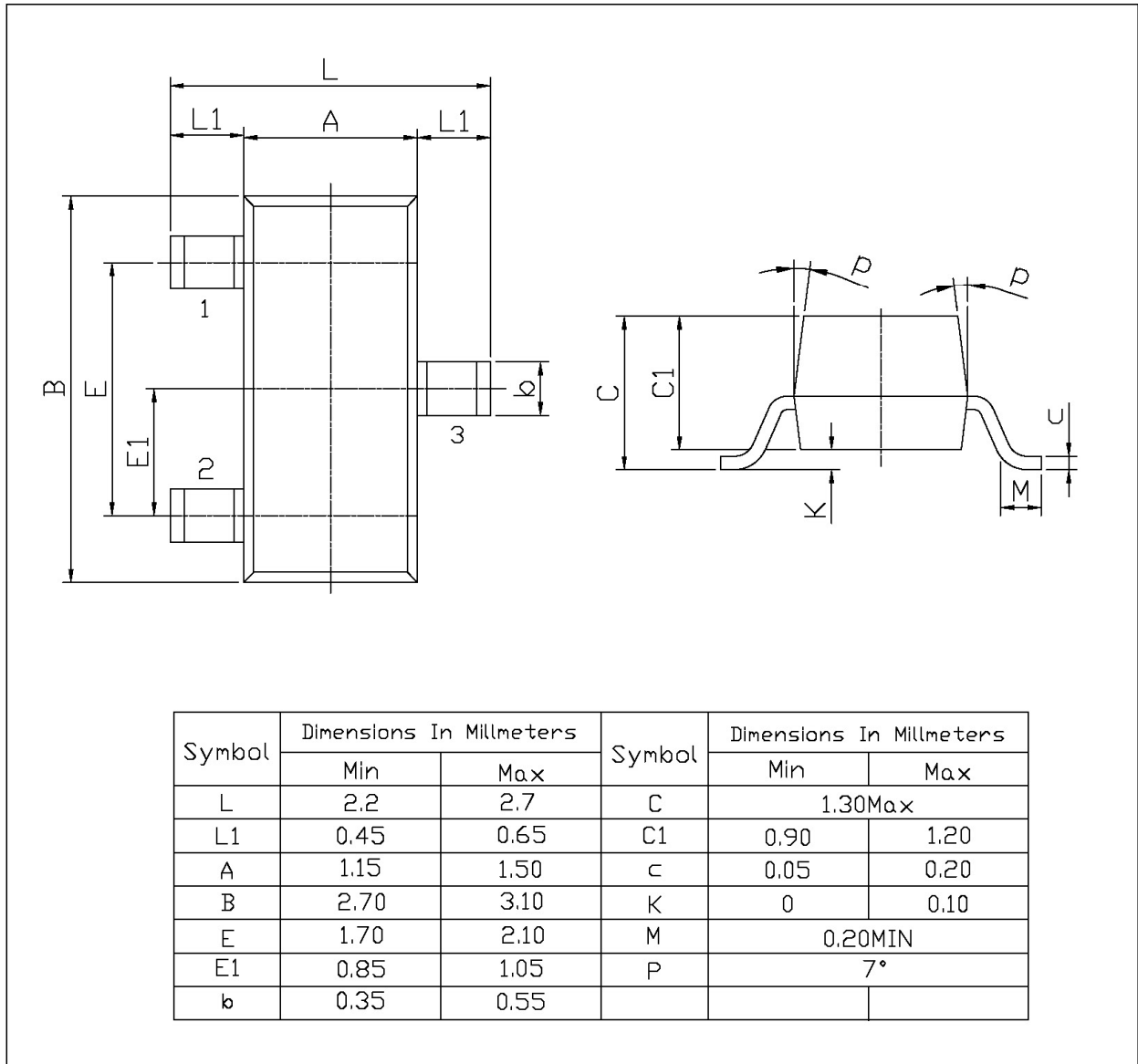
电参数曲线图 / Electrical Characteristic Curve



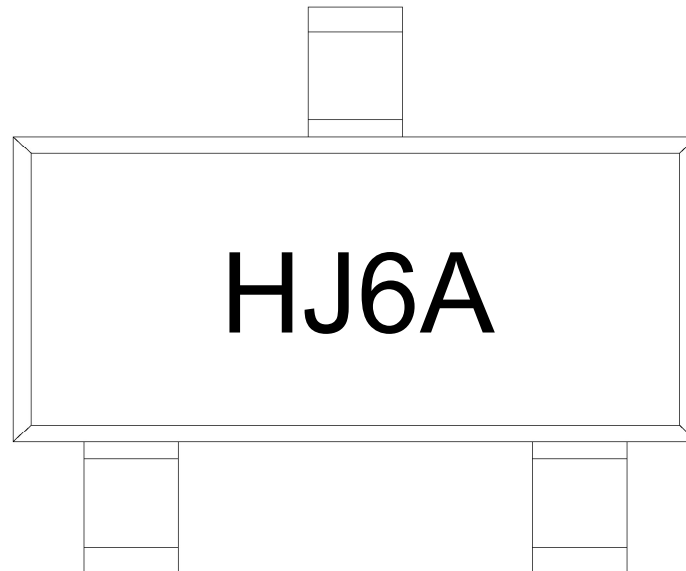
外形尺寸图 / Package Dimensions

SOT-23

单位: mm



印章说明 / Marking Instructions



说明：

H： 为公司代码

J6： 为型号代码

A： 为 h_{FE} 档次代码

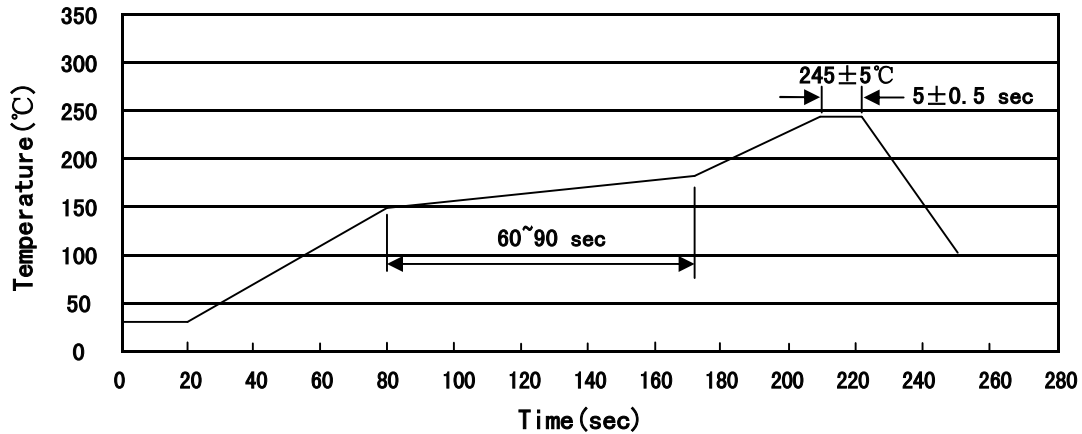
Note:

H： Company Code

J6： Product Type Code

A： h_{FE} Classifications Symbol Code

回流焊温度曲线图(无铅) / Temperature Profile for IR Reflow Soldering(Pb-Free)



说明：

- 1、预热温度 150 ~ 180°C，时间 60 ~ 90sec;
- 2、峰值温度 245±5°C，时间持续为 5±0.5sec;
- 3、焊接制程冷却速度为 2 ~ 10°C/sec.

Note:

- 1.Preheating:150~180°C, Time:60~90sec.
- 2.Peak Temp.:245±5°C, Duration:5±0.5sec.
3. Cooling Speed: 2~10°C/sec.

耐焊接热试验条件 / Resistance to Soldering Heat Test Conditions

温度：260±5°C

时间：10±1 sec.

Temp.:260±5°C

Time:10±1 sec

包装规格 / Packaging SPEC.

卷盘包装 / REEL

Package Type 封装形式	Units 包装数量					Dimension 包装尺寸 (unit: mm ³)		
	Units/Reel 只/卷盘	Reels/Inner Box 卷盘/盒	Units/Inner Box 只/盒	Inner Boxes/Outer Box 盒/箱	Units/Outer Box 只/箱	Reel	Inner Box 盒	Outer Box 箱
SOT-23	3,000	10	30,000	6	180,000	7" × 8	180×120×180	390×385×205

使用说明 / Notices