



# TAI-SAW TECHNOLOGY CO., LTD.

No. 3, Industrial 2nd Rd., Ping-Chen Industrial District,  
Taoyuan, 324, Taiwan, R.O.C.

TEL: 886-3-4690038 FAX: 886-3-4697532

E-mail: [tstsales@mail.taisaw.com](mailto:tstsales@mail.taisaw.com) Web: [www.taisaw.com](http://www.taisaw.com)

## Product Specifications Approval Sheet

Product Description: Tuning Fork Crystal Unit 2.0x1.2 32.768KHz

TST Part No.: TZ2065A

Customer Part No.: \_\_\_\_\_

Customer signature required
Company: _____
Division: _____
Approved by : _____
Date: _____

Checked by: \_\_\_\_\_ Yifan Chen *Yifan*

Approved by: \_\_\_\_\_ Kelly Huang *Kelly Huang*

Date: \_\_\_\_\_ 07/28/2016

1. Customer signed back is required before TST can proceed with sample build and receive orders.
2. Orders received without customer signed back will be regarded as agreement on the specifications.
3. Any specifications changes must be approved upon by both parties and a new revision of specifications shall be released to reflect the changes.



# TAI-SAW TECHNOLOGY CO., LTD.

## Tuning Fork 2.0x1.2 32.768KHz Crystal Unit

MODEL NO.: TZ2065A

REV. NO.: 6.0

### Revise:

Rev.	Rev. Page	Rev. Account	Date	Ref. No.	Reviser
1	N/A	Initial release	07/12/10'	N/A	Ginger Huang
2	P4	Marking Change	07/28/10'	ECN-201000269	Ginger Huang
3	P4	Marking Change	08/09/10'	ECN-201000281	Ginger Huang
4	P4	Change Marking	01/27/14'	ECN-201400071	Ginger Huang
5	P4	Change Marking	08/06/15'	ECN-201500371	Yifan Chen
6	P5	Update Marking	07/28/16'	ECN-201600308	Yifan Chen



# TAI-SAW TECHNOLOGY CO., LTD.

No. 3, Industrial 2nd Rd., Ping-Chen Industrial District,  
Taoyuan, 324, Taiwan, R.O.C.

TEL: 886-3-4690038 FAX: 886-3-4697532

E-mail: [tstsales@mail.taisaw.com](mailto:tstsales@mail.taisaw.com) Web: [www.taisaw.com](http://www.taisaw.com)

## Tuning Fork 2.0x1.2 32.768KHz Crystal Unit

MODEL NO.: TZ2065A

REV. NO.: 6.0

### Features:

- Ceramic Seam Weld Package
- Excellent Reliability Performance
- Ultra Miniature Package
- Available to Surface Mount Technology and IR Reflow Process

RoHS Compliant  
Lead free  
Lead-free soldering

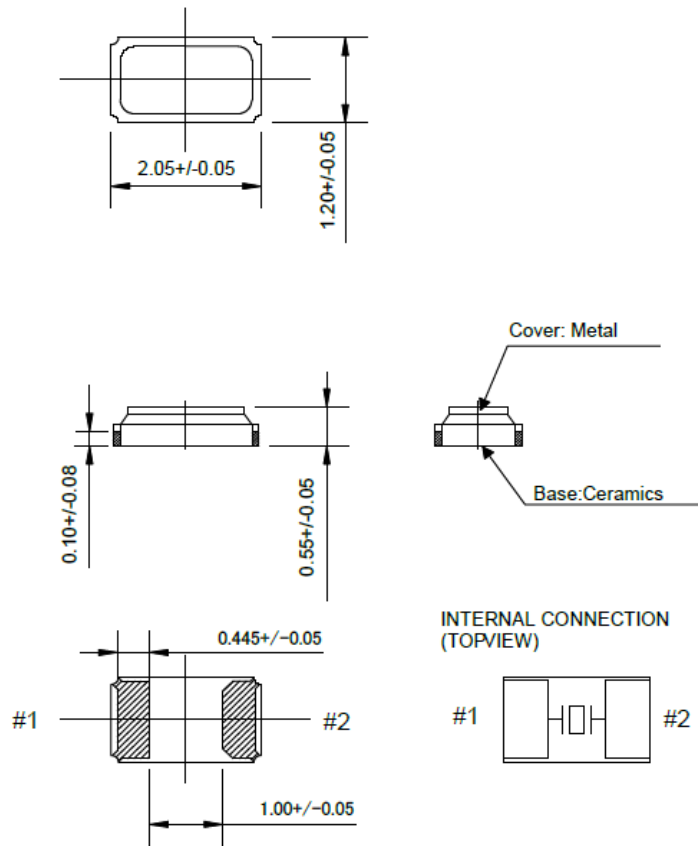
### Description and Applications:

Surface mount 2.0mmx1.2mm crystal unit for use in communications devices,.

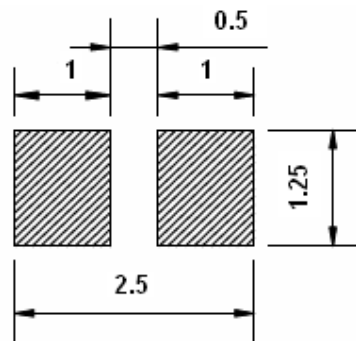
### Electrical Specifications:

TZ2065A	Specification
Nominal Frequency	32.768000 KHz
Storage Temperature Range	-40°C to +85°C
Operating Temperature Range	-40°C to +85°C
Turnover Temperature	25 +/- 5 °C
Parabolic Curvature Constant	-0.027 ppm / °C <sup>2</sup> max.
Frequency Make Tolerance (FL)	+/-20 ppm @ 25°C +/- 2°C
Equivalent Series Resistor (ESR)	90 kΩ max.
Shunt Capacitance (Co)	2.0 pF Max.
Drive Level	0.5 uW max.
Load Capacitance (CL)	12.5 pF
Aging	+/-3.0 ppm/year @25°C
Marking	Laser marking
Insulation Resistance	500M Ω min at DC 100V

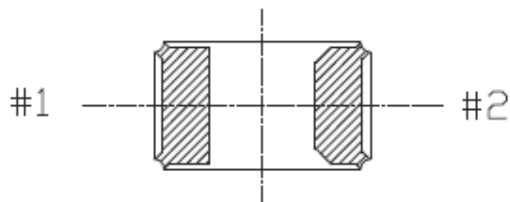
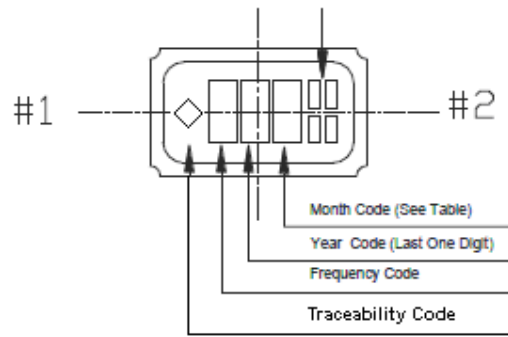
# Mechanical Dimensions (mm):



# Recommended Land Pattern: (unit: mm)



# Marking:



**NOTE**

**1. Month Code**

Month	1 Jan.	2 Feb.	3 Mar.	4 Apr.	5 May	6 June	7 July	8 Aug.	9 Sep.	10 Oct.	11 Nov.	12 Dec.
Month Code	1	2	3	4	5	6	7	8	9	X	Y	Z

**2. Frequency Code**

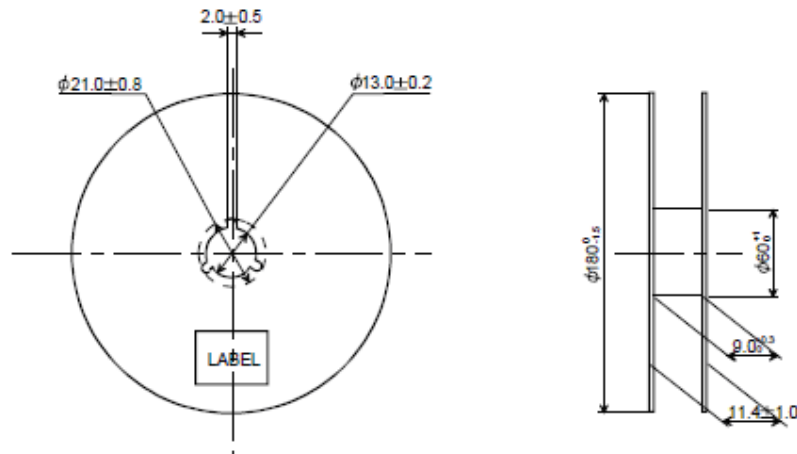
A : 32.768kHz

**3. Marking Method**

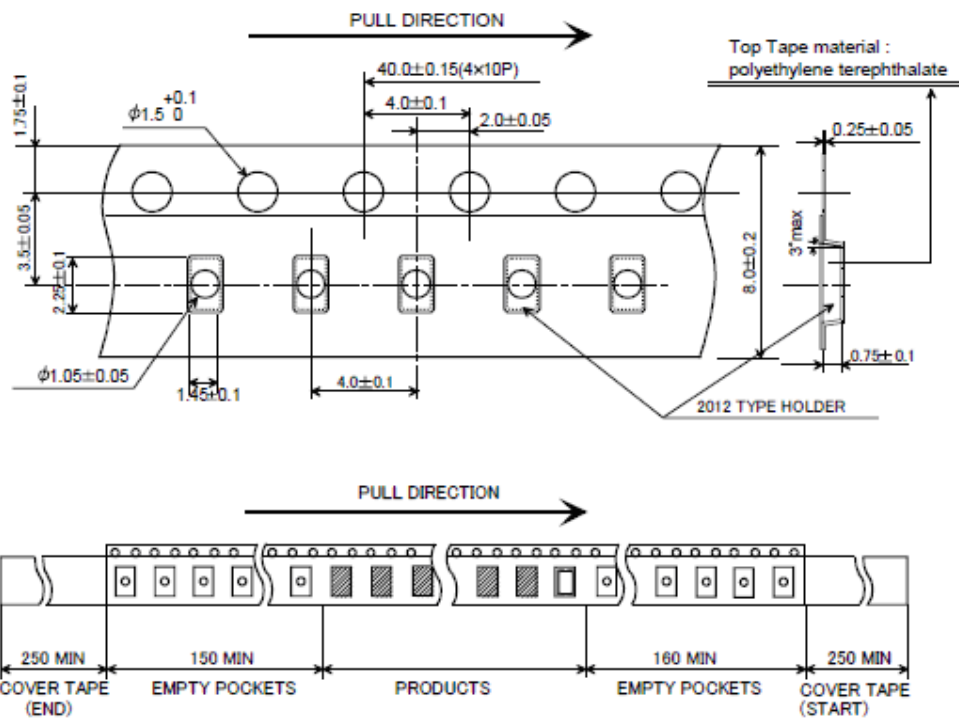
Marking Method is Laser Trimming.

**4. Traceability Code (◇: II or space)**

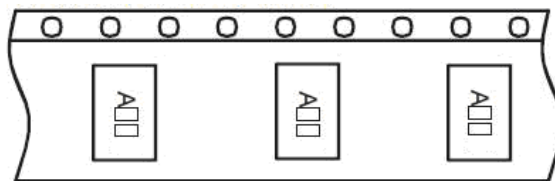
## Reel Dimensions (mm):



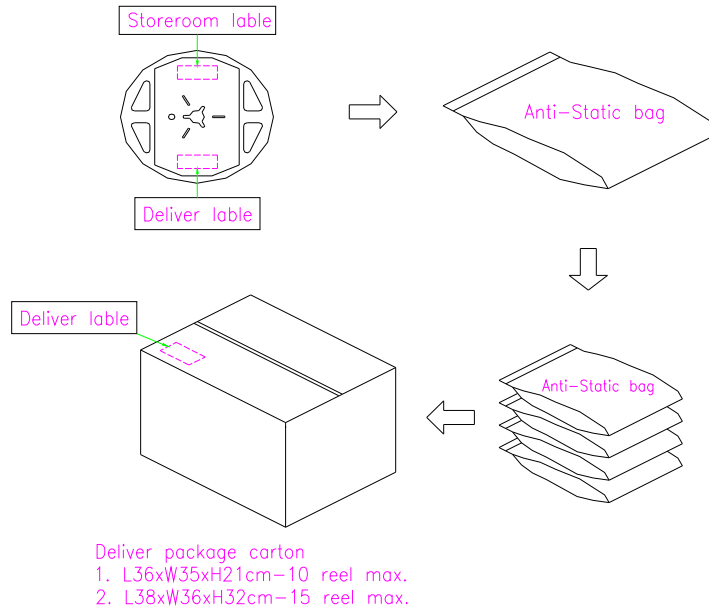
## Tape Dimensions (mm):



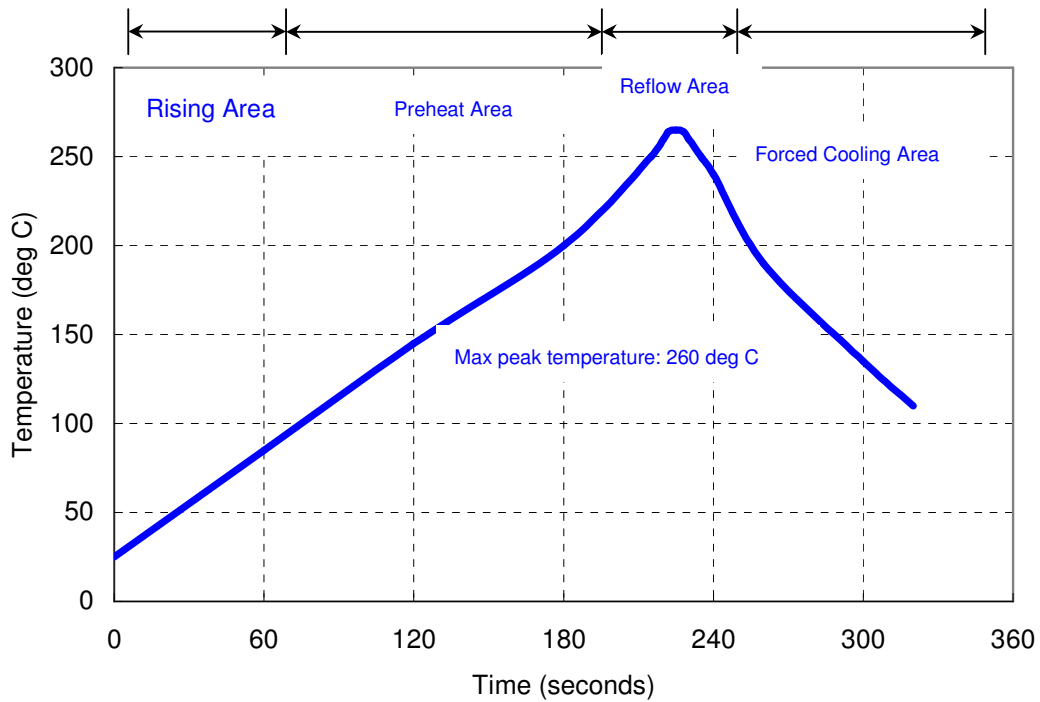
## PACKING DIRECTION:



# Packing Quantity/Packing: 3K pcs maximum per reel



## Reflow Profile:



## Reliability Specifications

Test name	Test process / method	Reference standard
<b>Mechanical characteristics</b>		
resistance to Soldering heat (IR reflow)	Temp/ Duration : 265°C / 10sec × 2 times Total time : 4min. (IR-reflow)	EIAJED-4701  -300(301)M(II)
Vibration	Total peak amplitude : 1.5mm Vibration frequency : 10 to 2000 Hz Sweep period : 20 minute Vibration directions : 3 mutually perpendicular Duration : 2 hr / direc.	MIL-STD 202G method 204
Mechanical Shock	directions : 3 impacts per axis Acceleration : 3000g's, +20/-0 % Duration : 0.3 ms (total 18 shocks) Waveform : Half-sine	MIL-STD 202G method 213
Solderability	Solder Temperature: 265±5 °C Duration time: 5±0.5 seconds.	J-STD-002
<b>Environmental characteristics</b>		
Thermal Shock	Heat cycle conditions -40 °C (30min) ↔ 85 °C (30min) * cycle time : 10 times	MIL-STD 883G method 1010.8
Humidity test	Temperature : 85 ± 2 °C Relative humidity : 85% Duration : 96 hours	MIL-STD 202G method 103
Dry heat ( Aging test )	Temperature : 125 ± 2 °C Duration : 168 hours	MIL-STD 202G method 108A
Cold resistance (Low Temp Storage)	Temperature : -40 ± 2 °C Duration : 96 hours	IEC 60068-2-1