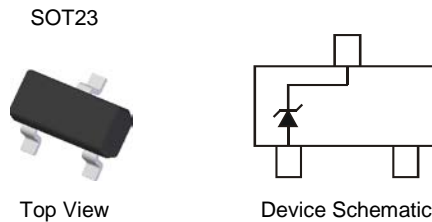


## Features

- $\pm 2\%$  Tolerance on  $V_Z$
- 350mW Power Dissipation
- Zener Voltages from 2.7V - 39V
- Ideally Suited for Automated Assembly Processes
- **Totally Lead-Free & Fully RoHS Compliant (Notes 1 & 2)**
- **Halogen and Antimony Free. "Green" Device (Note 3)**
- **Qualified to AEC-Q101 Standards for High Reliability**

## Mechanical Data

- Case: SOT23
- Case Material: Molded Plastic "Green" Molding Compound. UL Flammability Classification Rating 94V-0
- Moisture Sensitivity: Level 1 per J-STD-020
- Terminals: Solderable per MIL-STD-202, Method 208 Lead-Free Plating (Matte Tin Finish Annealed over Alloy 42 Leadframe). (e3)
- Polarity: See Diagram
- Weight: 0.008 grams (Approximate)



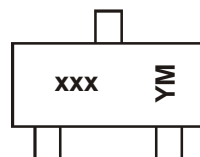
## Ordering Information (Note 4)

Part Number	Qualification	Case	Packaging
(Type Number)-7-F*	Standard	SOT23	3000/Tape & Reel
(Type Number)Q-7-F*	Automotive	SOT23	3000/Tape & Reel
(Type Number)-13-F*	Standard	SOT23	10,000/Tape & Reel
(Type Number)Q-13-F*	Automotive	SOT23	10,000/Tape & Reel

\*For (Type Number), please see the Electrical Characteristics Table. Example: 7.5V Zener = BZX84B7V5-7-F.

- Notes:
1. No purposely added lead. Fully EU Directive 2002/95/EC (RoHS), 2011/65/EU (RoHS 2) & 2015/863/EU (RoHS 3) compliant.
  2. See <https://www.diodes.com/quality/lead-free/> for more information about Diodes Incorporated's definitions of Halogen- and Antimony-free, "Green" and Lead-free.
  3. Halogen- and Antimony-free "Green" products are defined as those which contain <900ppm bromine, <900ppm chlorine (<1500ppm total Br + Cl) and <1000ppm antimony compounds.
  4. For packaging details, see <http://www.diodes.com/products/packages.html>.

## Marking Information



xxx = Product Type Marking Code  
(See Electrical Characteristics Table)  
YM = Date Code Marking  
Y = Year (ex: F = 2018)  
M = Month (ex: 9 = September)

### Date Code Key

Year	2012	2013	...	2018	2019	2020	2021
Code	Z	A	...	F	G	H	I

Month	Jan	Feb	Mar	Apr	May	Jun	Jul	Aug	Sep	Oct	Nov	Dec
Code	1	2	3	4	5	6	7	8	9	O	N	D

**Maximum Ratings** (@T<sub>A</sub> = +25°C, unless otherwise specified.)

Characteristic	Symbol	Value	Unit
Forward Voltage @ I <sub>F</sub> = 10mA	V <sub>F</sub>	0.9	V

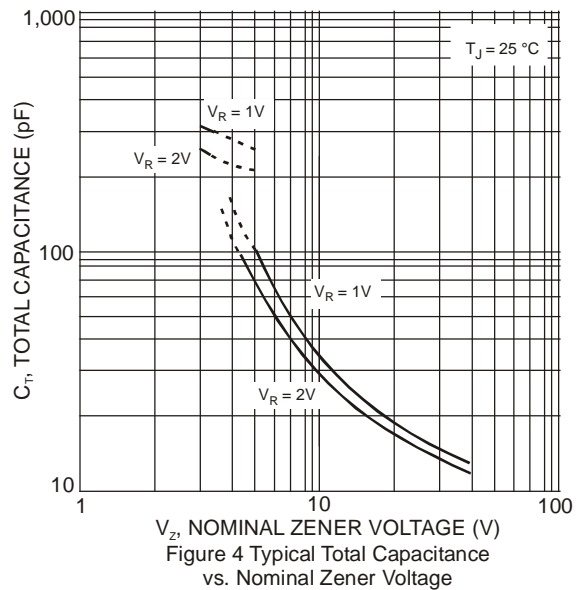
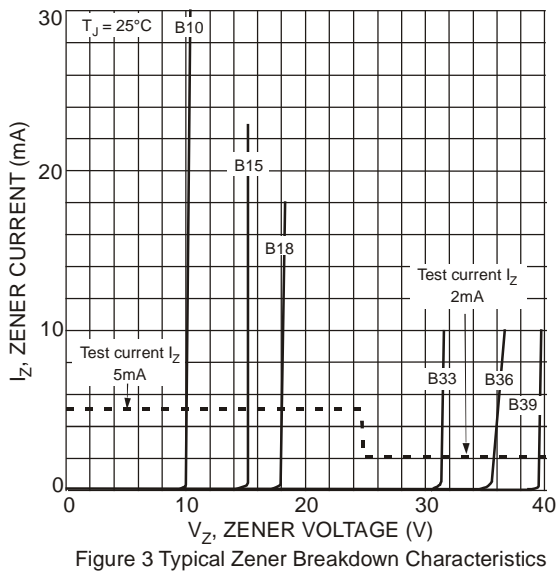
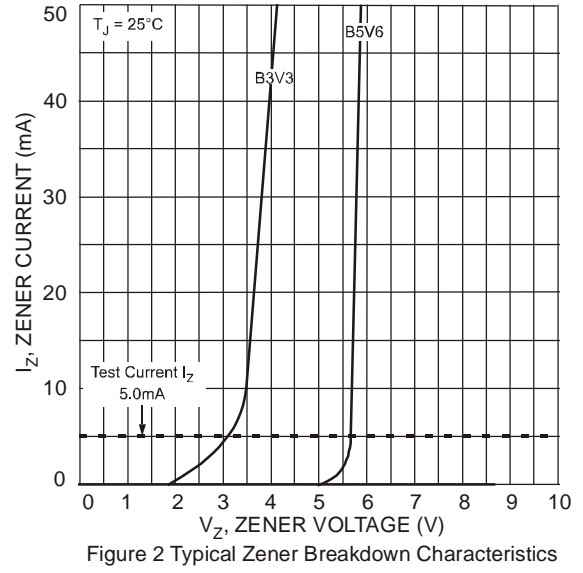
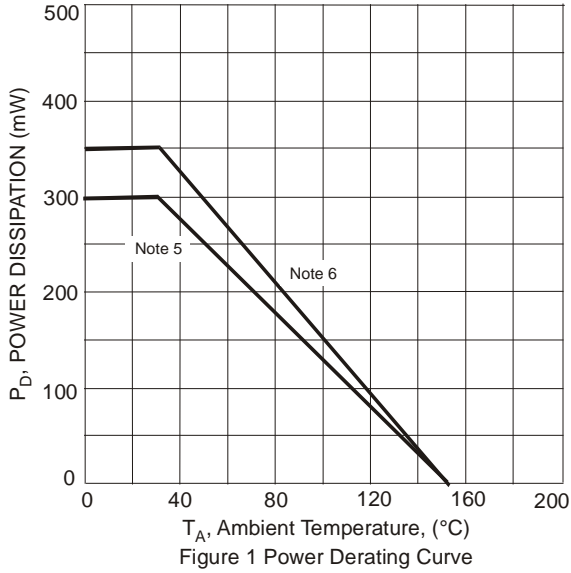
**Thermal Characteristics**

Characteristic	Symbol	Value	Unit
Power Dissipation (Note 5)	P <sub>D</sub>	300	mW
Power Dissipation (Note 6)	P <sub>D</sub>	350	mW
Thermal Resistance, Junction to Ambient Air (Note 5)	R <sub>θJA</sub>	417	°C/W
Thermal Resistance, Junction to Ambient Air (Note 6)	R <sub>θJA</sub>	357	°C/W
Operating and Storage Temperature Range	T <sub>J</sub> , T <sub>STG</sub>	-65 to +150	°C

**Electrical Characteristics** (@T<sub>A</sub> = +25°C, unless otherwise specified.)

Type Number	Marking Code	Zener Voltage Range (Note 7)				Maximum Zener Impedance f = 1KHz			Maximum Reverse Current (Note 7)		Temperature Coefficient @ I <sub>ZT</sub>	
		V <sub>Z</sub> @ I <sub>ZT</sub>			I <sub>ZT</sub>	Z <sub>ZT</sub> @ I <sub>ZT</sub>	Z <sub>ZK</sub> @ I <sub>ZK</sub>	I <sub>R</sub>	V <sub>R</sub>	Min	Max	
		Nom (V)	Min (V)	Max (V)	(mA)	(Ω)	(Ω)	(mA)	(μA)	(V)	mV/°C	mV/°C
BZX84B2V7	KZC	2.7	2.65	2.75	5.0	100	600	1.0	20	1.0	-3.5	0
BZX84B3V0	KZD	3.0	2.94	3.06	5.0	95	600	1.0	10	1.0	-3.5	0
BZX84B3V3	KZE	3.3	3.23	3.37	5.0	95	600	1.0	5.0	1.0	-3.5	0
BZX84B3V6	KZF	3.6	3.53	3.67	5.0	90	600	1.0	5.0	1.0	-3.5	0
BZX84B3V9	KZG	3.9	3.82	3.98	5.0	90	600	1.0	3.0	1.0	-3.5	0
BZX84B4V3	KZH	4.3	4.21	4.39	5.0	90	600	1.0	3.0	1.0	-3.5	0
BZX84B4V7	KZ1	4.7	4.61	4.79	5.0	80	500	1.0	3.0	2.0	-3.5	0.2
BZX84B5V1	KZ2	5.1	5	5.2	5.0	60	480	1.0	2.0	2.0	-2.7	1.2
BZX84B5V6	KZ3	5.6	5.49	5.71	5.0	40	400	1.0	1.0	2.0	-2.0	2.5
BZX84B6V2	KZ4	6.2	6.08	6.32	5.0	10	150	1.0	3.0	4.0	0.4	3.7
BZX84B6V8	KZ5	6.8	6.66	6.94	5.0	15	80	1.0	2.0	4.0	1.2	4.5
BZX84B7V5	KZ6	7.5	7.35	7.65	5.0	15	80	1.0	1.0	5.0	2.5	5.3
BZX84B8V2	KZ7	8.2	8.04	8.36	5.0	15	80	1.0	0.7	5.0	3.2	6.2
BZX84B9V1	KZ8	9.1	8.92	9.28	5.0	15	100	1.0	0.5	6.0	3.8	7.0
BZX84B10	KZ9	10	9.8	10.2	5.0	20	150	1.0	0.2	7.0	4.5	8.0
BZX84B11	KY1	11	10.8	11.2	5.0	20	150	1.0	0.1	8.0	5.4	9.0
BZX84B12	KY2	12	11.8	12.2	5.0	25	150	1.0	0.1	8.0	6.0	10.0
BZX84B13	KY3	13	12.7	13.3	5.0	30	170	1.0	0.1	8.0	7.0	11.0
BZX84B15	KY4	15	14.7	15.3	5.0	30	200	1.0	0.1	10.5	9.2	13.0
BZX84B16	KY5	16	15.7	16.3	5.0	40	200	1.0	0.1	11.2	10.4	14.0
BZX84B18	KY6	18	17.6	18.4	5.0	45	225	1.0	0.1	12.6	12.4	16.0
BZX84B20	KY7	20	19.6	20.4	5.0	55	225	1.0	0.1	14.0	14.4	18.0
BZX84B22	KY8	22	21.6	22.4	5.0	55	250	1.0	0.1	15.4	16.4	20.0
BZX84B24	KY9	24	23.5	24.5	5.0	70	250	1.0	0.1	16.8	18.4	22.0
BZX84B27	KYA	27	26.5	27.5	2.0	80	300	0.5	0.1	18.9	21.4	25.3
BZX84B30	KYB	30	29.4	30.6	2.0	80	300	0.5	0.1	21.0	24.4	29.4
BZX84B33	KYC	33	32.3	33.7	2.0	80	325	0.5	0.1	23.1	27.4	33.4
BZX84B36	KYD	36	35.3	36.7	2.0	90	350	0.5	0.1	25.2	30.4	37.4
BZX84B39	KYE	39	38.2	39.8	2.0	130	350	0.5	0.1	27.3	33.4	41.2

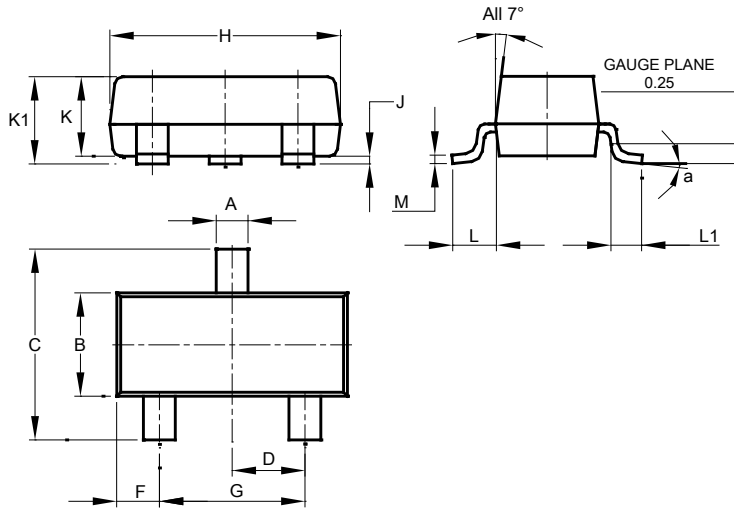
Notes: 5. Device mounted on FR-4 PCB with recommended pad layout, which can be found at <http://www.diodes.com>.  
6. Valid provided the terminals are kept at ambient temperature.  
7. Short duration pulse test used to minimize self-heating effect.



**Package Outline Dimensions**

Please see <http://www.diodes.com/package-outlines.html> for the latest version.

**SOT23**

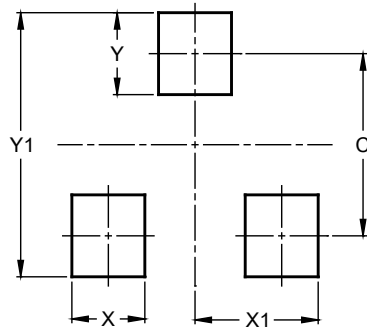


SOT23			
Dim	Min	Max	Typ
A	0.37	0.51	0.40
B	1.20	1.40	1.30
C	2.30	2.50	2.40
D	0.89	1.03	0.915
F	0.45	0.60	0.535
G	1.78	2.05	1.83
H	2.80	3.00	2.90
J	0.013	0.10	0.05
K	0.890	1.00	0.975
K1	0.903	1.10	1.025
L	0.45	0.61	0.55
L1	0.25	0.55	0.40
M	0.085	0.150	0.110
a	0°	8°	--
All Dimensions in mm			

**Suggested Pad Layout**

Please see <http://www.diodes.com/package-outlines.html> for the latest version.

**SOT23**



Dimensions	Value (in mm)
C	2.0
X	0.8
X1	1.35
Y	0.9
Y1	2.9

#### IMPORTANT NOTICE

DIODES INCORPORATED MAKES NO WARRANTY OF ANY KIND, EXPRESS OR IMPLIED, WITH REGARDS TO THIS DOCUMENT, INCLUDING, BUT NOT LIMITED TO, THE IMPLIED WARRANTIES OF MERCHANTABILITY AND FITNESS FOR A PARTICULAR PURPOSE (AND THEIR EQUIVALENTS UNDER THE LAWS OF ANY JURISDICTION).

Diodes Incorporated and its subsidiaries reserve the right to make modifications, enhancements, improvements, corrections or other changes without further notice to this document and any product described herein. Diodes Incorporated does not assume any liability arising out of the application or use of this document or any product described herein; neither does Diodes Incorporated convey any license under its patent or trademark rights, nor the rights of others. Any Customer or user of this document or products described herein in such applications shall assume all risks of such use and will agree to hold Diodes Incorporated and all the companies whose products are represented on Diodes Incorporated website, harmless against all damages.

Diodes Incorporated does not warrant or accept any liability whatsoever in respect of any products purchased through unauthorized sales channel. Should Customers purchase or use Diodes Incorporated products for any unintended or unauthorized application, Customers shall indemnify and hold Diodes Incorporated and its representatives harmless against all claims, damages, expenses, and attorney fees arising out of, directly or indirectly, any claim of personal injury or death associated with such unintended or unauthorized application.

Products described herein may be covered by one or more United States, international or foreign patents pending. Product names and markings noted herein may also be covered by one or more United States, international or foreign trademarks.

This document is written in English but may be translated into multiple languages for reference. Only the English version of this document is the final and determinative format released by Diodes Incorporated.

#### LIFE SUPPORT

Diodes Incorporated products are specifically not authorized for use as critical components in life support devices or systems without the express written approval of the Chief Executive Officer of Diodes Incorporated. As used herein:

A. Life support devices or systems are devices or systems which:

1. are intended to implant into the body, or
2. support or sustain life and whose failure to perform when properly used in accordance with instructions for use provided in the labeling can be reasonably expected to result in significant injury to the user.

B. A critical component is any component in a life support device or system whose failure to perform can be reasonably expected to cause the failure of the life support device or to affect its safety or effectiveness.

Customers represent that they have all necessary expertise in the safety and regulatory ramifications of their life support devices or systems, and acknowledge and agree that they are solely responsible for all legal, regulatory and safety-related requirements concerning their products and any use of Diodes Incorporated products in such safety-critical, life support devices or systems, notwithstanding any devices- or systems-related information or support that may be provided by Diodes Incorporated. Further, Customers must fully indemnify Diodes Incorporated and its representatives against any damages arising out of the use of Diodes Incorporated products in such safety-critical, life support devices or systems.

Copyright © 2018, Diodes Incorporated

[www.diodes.com](http://www.diodes.com)

# Mouser Electronics

Authorized Distributor

Click to View Pricing, Inventory, Delivery & Lifecycle Information:

## Diodes Incorporated:

[BZX84B36-7-F](#) [BZX84B4V3-7-F](#) [BZX84B5V1-7-F](#) [BZX84B10-7-F](#) [BZX84B30-7-F](#) [BZX84B3V3-7-F](#) [BZX84B3V6-7-F](#)  
[BZX84B15-7-F](#) [BZX84B18-7-F](#) [BZX84B33-7-F](#) [BZX84B3V0-7-F](#) [BZX84B5V6-7-F](#) [BZX84B16-7-F](#) [BZX84B24-7-F](#)  
[BZX84B39-7-F](#) [BZX84B11-7-F](#) [BZX84B20-7-F](#) [BZX84B7V5-7-F](#) [BZX84B22-7-F](#) [BZX84B4V7-7-F](#) [BZX84B3V9-7-F](#)  
[BZX84B27-7-F](#) [BZX84B9V1-7-F](#) [BZX84B6V2-7-F](#) [BZX84B12-7-F](#) [BZX84B2V7-7-F](#) [BZX84B6V8-7-F](#) [BZX84B13-7-F](#)  
[BZX84B8V2-7-F](#) [BZX84B10Q-7-F](#) [BZX84B11Q-7-F](#) [BZX84B12Q-7-F](#) [BZX84B13Q-7-F](#) [BZX84B15Q-7-F](#)  
[BZX84B7V5Q-7-F](#) [BZX84B8V2Q-7-F](#) [BZX84B9V1Q-7-F](#) [BZX84B4V7Q-7-F](#) [BZX84B5V1Q-7-F](#) [BZX84B5V6Q-13-F](#)  
[BZX84B5V6Q-7-F](#) [BZX84B6V2Q-7-F](#) [BZX84B6V8Q-7-F](#) [BZX84B3V3Q-7-F](#) [BZX84B3V6Q-7-F](#) [BZX84B3V9Q-7-F](#)  
[BZX84B4V3Q-7-F](#) [BZX84B2V7Q-7-F](#) [BZX84B30Q-7-F](#) [BZX84B33Q-7-F](#) [BZX84B36Q-7-F](#) [BZX84B39Q-7-F](#)  
[BZX84B3V0Q-7-F](#) [BZX84B16Q-7-F](#) [BZX84B18Q-7-F](#) [BZX84B20Q-7-F](#) [BZX84B22Q-7-F](#) [BZX84B24Q-7-F](#)  
[BZX84B27Q-7-F](#)