


FIBRE CHANNEL DUAL TRANSFORMERS

For Use with 75Ω Coaxial Cable



- Designed for fast rise time and low baseline wander
- IC grade transfer-molded package withstands 235°C IR reflow
- Pick & Place compatible

Electrical Specifications @ 25°C — Operating Temperature 0°C to 70°C

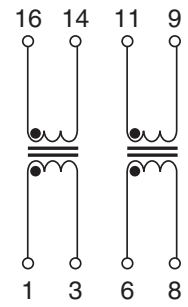
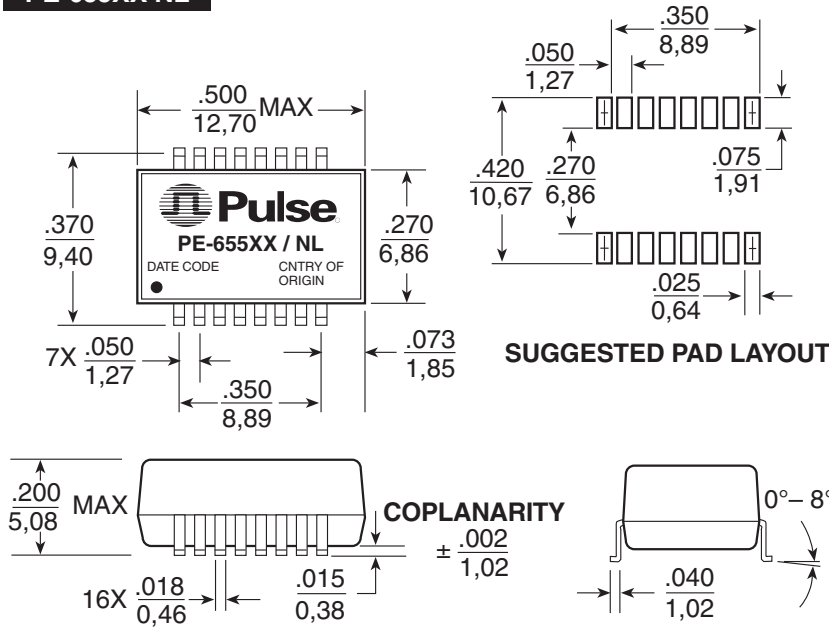
RoHS-6 Compliant Part Number	Turns Ratio (±5%)	Primary Inductance OCL (μH MIN)	Rise Time @ 20-80% (ns MAX)	C _{ww} (pF MAX)	L _L sec (μH MAX)	DCR (Ω MAX)	Hipot (Vrms MIN)
PE-65507NL 1c	1:1	15.0	0.8	5.0	.10	.20	2000
PE-65508NL 1c	1:1	7.5	0.5	5.0	.10	.20	2000

1. MSL = Moisture Sensitivity Level a=1 b=2 c=3 d=4
2. When ordering optional Tape & Reel packaging, add a "T" suffix to the end of the part number (EX: PE-65507NLT).

Mechanical

Schematic

PE-655XX NL



Selection Table	
Baud Rate (MHz)	Coax Cable (75 Ω)
266	PE-65507NL
531	PE-65508NL

Dimensions: Inches / mm
 Unless otherwise specified, all tolerances are ± .010 / 0,25

Weight 1.0 grams
Tape & Reel 600/reel
Tube40/tube

FIBRE CHANNEL DUAL TRANSFORMERS

For Use with 75Ω Coaxial Cable



Application Notes:

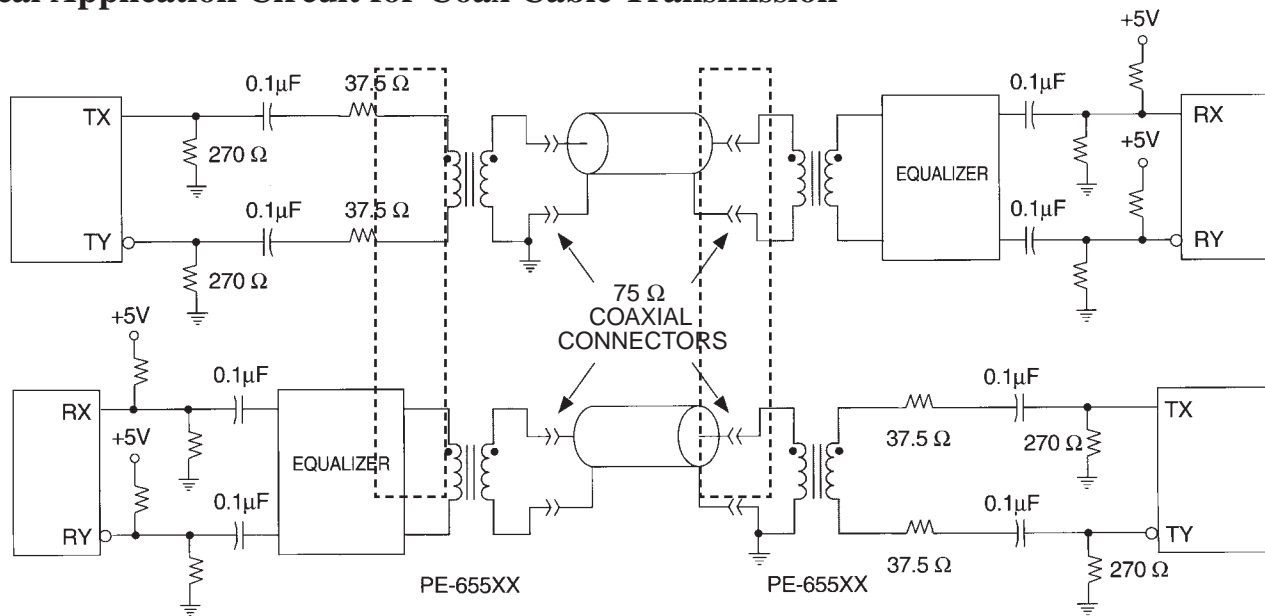
Fibre channel is a bi-directional point-to-point serial data link, structured for high performance transmission. To allow low cost interconnection between supercomputers and high-end peripherals, the ANSI X3T9.5 FC-0 Committee has specified coaxial interconnects as an alternative to optical fibre cable. Although the transmission distance through alternative cable is limited in distance, it offers a significant cost advantage over the optical fibre interface. Pulse has designed the fibre channel dual transformers specifically for point-to-point coupling to coaxial cable. This transformer series complies with the ANSI X3T9.5 FC-0 specification over 133, 266, and 531Mbps data rates over distances of up to 100 meters on coaxial cable.

The isolation transformers protect the station from static charges that may develop on the cable and prevent ground loop currents from being transferred between stations. When coaxial links are used, the transformers also provide a balance to single-ended connections between the transmitter/receiver IC and the coax. The devices have also been

designed to provide common mode rejection within the transmission band and thus reduce the EMI. The wide bandwidth of these devices minimizes data dependent jitter by providing fast signal rise times. In addition, use of the proper transformers will provide sufficient low-end bandwidth to minimize baseline wander, another contributor to jitter. Low-end bandwidth is a function of the channel impedance and the primary inductance of the transformer. The selection table, on the front side of this data sheet, matches the proper transformer to the different cables and data rates. Each of the coaxial cables has a 75 Ω characteristic impedance.

The dual package allows connection of both the transmit and receive channels, as shown in the application circuit below. Surface mount packaging allows a cost effective solution while providing over -40dB of crosstalk attenuation out to 800 MHz. The transformers are available in either tubes or Tape & Reel packaging.

Typical Application Circuit for Coax Cable Transmission



For More Information:

Pulse Worldwide Headquarters

12220 World Trade Dr.
San Diego, CA 92128
U.S.A.

www.pulseeng.com

Tel: 858 674 8100
Fax: 858 674 8262

Pulse Europe

Zeppelinstrasse 15
D-71083 Herrenberg
Germany

Tel: 49 7032 7806 0
Fax: 49 7032 7806 135

Pulse China Headquarters

B402, Shenzhen Academy of
Aerospace Technology Bldg.
10th Kejinan Rd.
High-Tech Zone
Nanshan District
Shenzhen, PR China 518057

Tel: 86 755 33966678
Fax: 86 755 33966700

Pulse North China

Room 2704/2705
Super Ocean Finance Ctr.
2067 Yan An Rd. West
Shanghai 200336
China

Tel: 86 21 62787060
Fax: 86 2162786973

Pulse South Asia

135 Joo Seng Rd.
#03-02
PM Industrial Bldg.
Singapore 368363

Tel: 65 6287 8998
Fax: 65 6287 8998

Pulse North Asia

3F, No. 198
Zhongyuan Rd.
Zhongli City
Taoyuan County 320
Taiwan R. O. C.

Tel: 886 3 4356768
Fax: 886 3 4356823 (Pulse)
Fax: 886 3 4356820 (FRE)

Performance warranty of products offered on this data sheet is limited to the parameters specified. Data is subject to change without notice. Other brand and product names mentioned herein may be trademarks or registered trademarks of their respective owners.

© Copyright, 2010. Pulse Engineering, Inc. All rights reserved.