

X5 Frequency Multiplier

RMK-5-51+

50Ω Output 37.5 to 52.5 MHz



CASE STYLE: TT1224

The Big Deal

- High rejection of adjacent harmonics, 50 dBc typ.
- 50 Ω in/out, no tuning necessary
- Very low cost, \$19.95 (qty. 10-49)

Product Overview

The RMK-5-51+ is a cost-effective X5 frequency multiplier that utilizes specially selected silicon Schottky diodes and compatible filter circuitry to achieve a low conversion loss, yet have a high rejection of unwanted harmonics near its F5 output. It makes the RMK-5-51+ ideal for a wide range of applications. The tiny plastic case, 0.25" x 0.31" x 0.16" high, is aqueous washable and RoHS compliant.

Feature	Advantages
<23 dB conversion loss	Efficient choice for multiplying a 10 MHz source to 50 MHz output while maintaining reasonable signal power, especially for reference crystal oscillators. Only 13 dBm input required for -10 dBm output for low-loss systems such as instrumentation and ISM.
50 dB rejection of F4 and F6	Proprietary internal circuitry achieves high suppression and minimizes filter requirements for undesired signals, as in wireless Tx/Rx for military applications, aircraft, cordless telephones, remote control, and PMR
Internally balanced to 50Ω in/out, no DC power required	Saves PCB space and simplifies application design, with no external matching or biasing circuits required
Small surface mount package	Easily integrated in systems with minimal PCB area available

Notes

- A. Performance and quality attributes and conditions not expressly stated in this specification document are intended to be excluded and do not form a part of this specification document.
B. Electrical specifications and performance data contained in this specification document are based on Mini-Circuit's applicable established test performance criteria and measurement instructions.
C. The parts covered by this specification document are subject to Mini-Circuits standard limited warranty and terms and conditions (collectively, "Standard Terms"); Purchasers of this part are entitled to the rights and benefits contained therein. For a full statement of the Standard Terms and the exclusive rights and remedies thereunder, please visit Mini-Circuits' website at www.minicircuits.com/MCLStore/terms.jsp



X5 Frequency Multiplier

RMK-5-51+

50Ω Output 37.5 to 52.5 MHz

Maximum Ratings

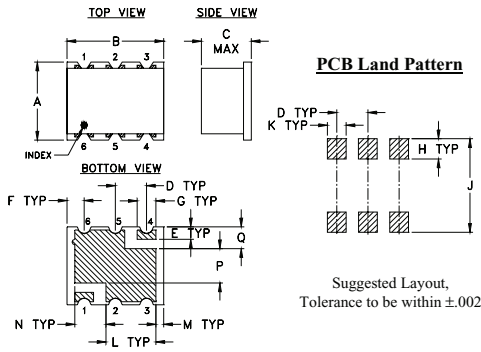
Operating Temperature	-40°C to 85°C
Storage Temperature	-55°C to 100°C
RF Input Power	20 dBm

Permanent damage may occur if any of these limits are exceeded.

Pin Connections

INPUT	1
OUTPUT	4
GROUND	2,3,5,6

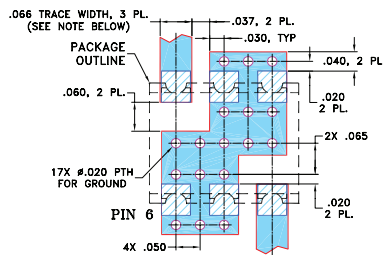
Outline Drawing



Outline Dimensions (inch/mm)

A	B	C	D	E	F	G	H
.25	.31	.16	.100	.040	.055	.060	.065
6.35	7.87	4.06	2.54	1.02	1.40	1.52	1.65
J	K	L	M	N	P	Q	wt.
.300	.060	.160	.025	.100	.110	.070	grams
7.62	1.52	4.06	0.64	2.54	2.79	1.78	0.16

Demo Board MCL P/N: TB-393 Suggested PCB Layout (PL-258)



Features

- 5th order multiplication
- high dBC rejection adjacent harmonics
- low cost
- aqueous washable

Applications

- synthesizers
- local oscillators
- satellite up and down converters



Generic photo used for illustration purposes only
CASE STYLE: TT1224

+RoHS Compliant

The +Suffix identifies RoHS Compliance. See our web site for RoHS Compliance methodologies and qualifications

Reel Size	Devices/Reel
7"	10, 20, 50, 100, 200
13"	500

Electrical Specifications at 25°C

Parameter	Min.	Typ.	Max.	Unit	
Multiplier Factor		5			
Frequency Range, Input (F1)	7.5		10.5	MHz	
Frequency Range, Output (F5)	37.5		52.5	MHz	
Input Power	0	—	5	dBm	
Conversion Loss	—	22.9	26	dB	
Harmonic Output*	F1	-4	-1.3	—	-dBc
	F2	35	43.8	—	
	F3	-10	-6	—	
	F4	28	39	—	
	F6	30	37	—	
	F7	0	4	—	
	F8	32	39	—	

* Harmonics of input frequency below the power level of F5

Typical Performance Data

Frequency	Input (MHz)	Output (MHz)	Conv. Loss (dB) F5	Harmonic Rejection Below F5 (dBc) at RF Input Power 0 dBm							
				F1	F2	F3	F4	F6	F7	F8	
7.50	37.50	22.45	5.11	51.91	-1.40	44.41	45.68	7.26	51.16		
8.00	40.00	22.13	4.30	51.20	-2.21	44.26	46.39	7.68	53.11		
8.50	42.50	21.81	3.47	52.77	-2.90	46.44	49.17	8.03	56.27		
9.00	45.00	21.58	2.55	56.05	-3.59	50.48	53.89	8.42	61.44		
9.50	47.50	21.55	1.56	73.55	-4.30	73.05	72.21	8.78	76.10		
10.00	50.00	21.83	0.42	69.32	-5.08	60.02	61.46	9.24	65.77		
10.50	52.50	22.72	-1.29	62.25	-6.22	57.83	60.43	10.31	65.15		

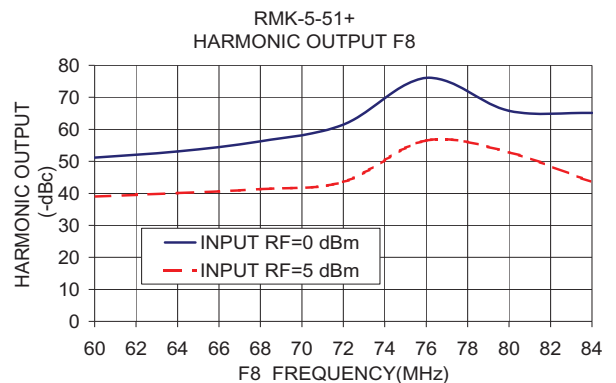
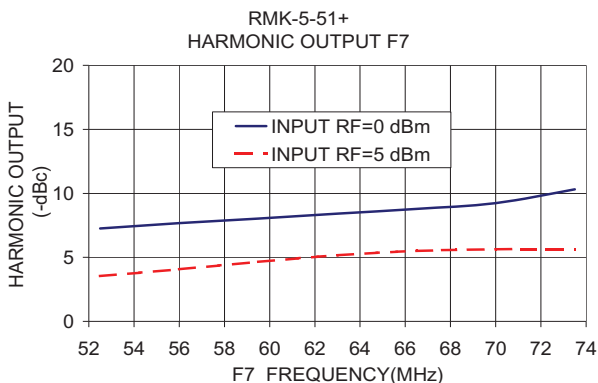
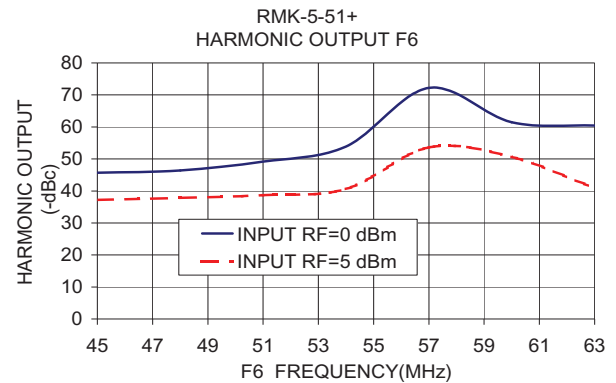
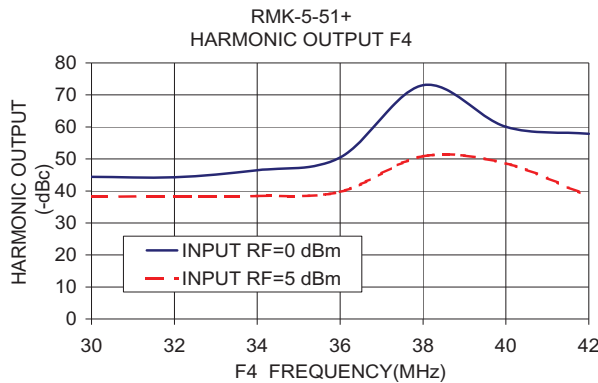
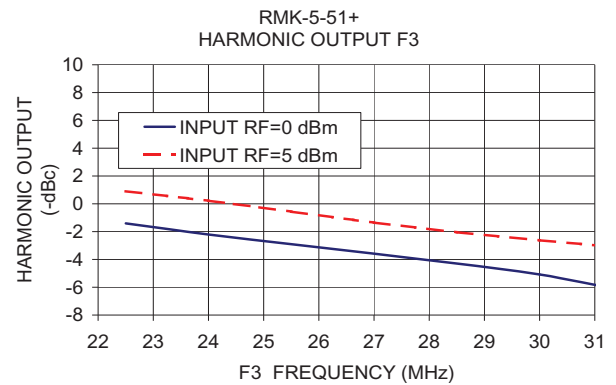
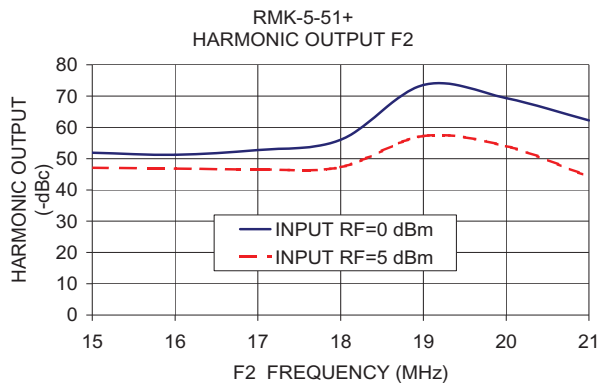
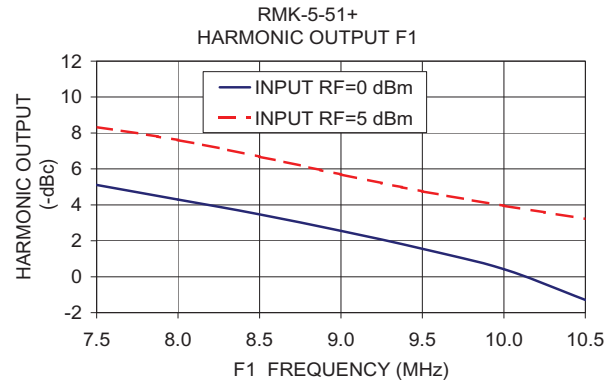
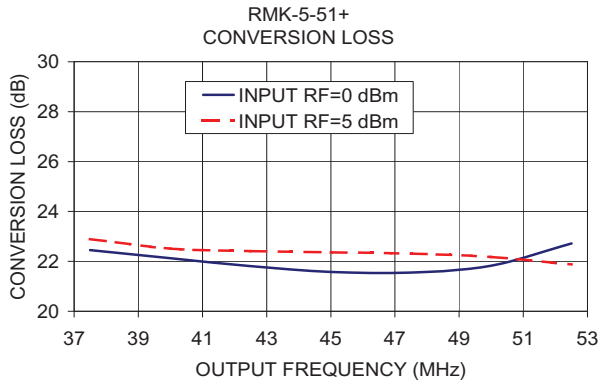
at RF Input Power 5 dBm

7.50	37.50	22.89	8.33	47.06	0.91	38.25	37.20	3.54	39.00
8.00	40.00	22.51	7.61	46.79	0.22	38.28	37.87	4.07	40.07
8.50	42.50	22.41	6.68	46.52	-0.56	38.45	38.69	4.65	41.32
9.00	45.00	22.36	5.69	47.29	-1.35	39.74	40.62	5.17	43.59
9.50	47.50	22.31	4.75	57.24	-2.05	50.82	53.61	5.50	56.53
10.00	50.00	22.18	3.95	54.02	-2.62	48.61	50.65	5.63	52.87
10.50	52.50	21.88	3.22	44.28	-3.14	38.45	40.91	5.64	43.53

Notes

- Performance and quality attributes and conditions not expressly stated in this specification document are intended to be excluded and do not form a part of this specification document.
- Electrical specifications and performance data contained in this specification document are based on Mini-Circuit's applicable established test performance criteria and measurement instructions.
- The parts covered by this specification document are subject to Mini-Circuit's standard limited warranty and terms and conditions (collectively, "Standard Terms"); Purchasers of this part are entitled to the rights and benefits contained therein. For a full statement of the Standard Terms and the exclusive rights and remedies thereunder, please visit Mini-Circuit's website at www.minicircuits.com/MCLStore/terms.jsp





Notes

- A. Performance and quality attributes and conditions not expressly stated in this specification document are intended to be excluded and do not form a part of this specification document.
- B. Electrical specifications and performance data contained in this specification document are based on Mini-Circuit's applicable established test performance criteria and measurement instructions.
- C. The parts covered by this specification document are subject to Mini-Circuits standard limited warranty and terms and conditions (collectively, "Standard Terms"); Purchasers of this part are entitled to the rights and benefits contained therein. For a full statement of the Standard Terms and the exclusive rights and remedies thereunder, please visit Mini-Circuits' website at www.minicircuits.com/MCLStore/terms.jsp

