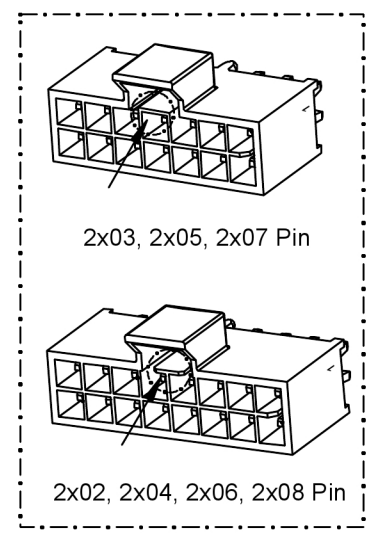
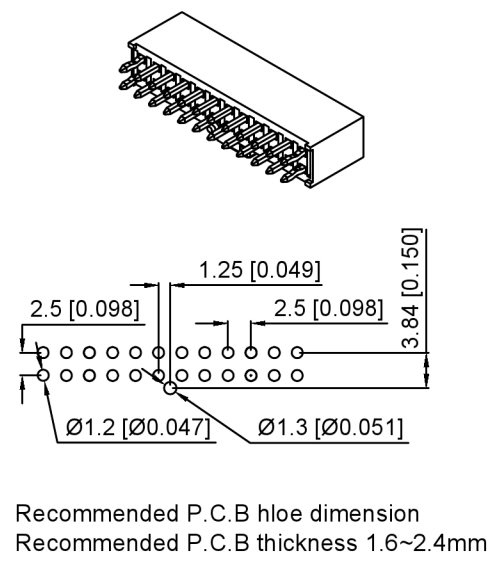
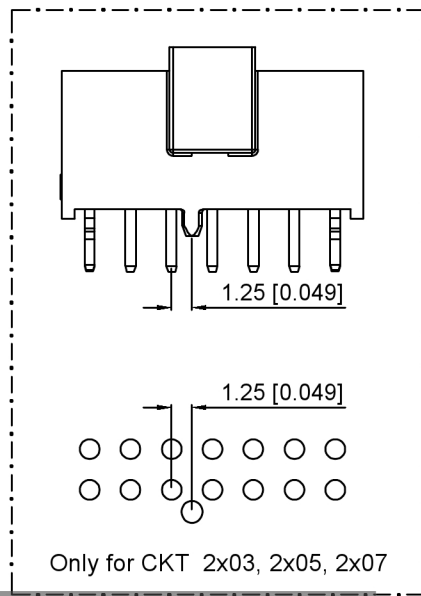


Specifications:  
 规格:  
 Voltage rating:250V AC/DC  
 额定电压: 250V AC/DC  
 Current rating:4A AC/DC  
 额定电流: 4A AC/DC  
 Withstanding voltage:1500V AC/minute  
 耐受电压: 1500V AC/分钟  
 Temperature range:-40°C~+105°C  
 温度范围: -40°C~+105°C  
 Insulation resistance:1000MΩ min  
 绝缘电阻: 1000MΩ Min  
 Contact resistance:15mΩ Max  
 接触电阻: 15mΩ Max



X2513 W V - 2xXX X - LP SN  
 ① ② ③ ④ ⑤ ⑥ ⑦

- Series No
- Category:W-Wafer
- Welding Board Range:V-Stright 180°
- Row No.Pin No:2xXX-2x02~2x08 Pin
- Special No: A: A Key(Black); B: B Key (Natural)
- Material:LP-LCP UL94V-0
- Plating:SN-Tin plated

Circuit	DIM. A	DIM. B
N(N=4~16)	1.25 x N - 2.5	1.25 x N + 0.94

X2513WW-2xXXA-LPSN	LCP	Copper Alloy	X2513H
X2513WW-2xXXB-LPSN			
PART NO	Material	Material(Pin)	Suitable XKB Housing

广东星坤科技股份有限公司

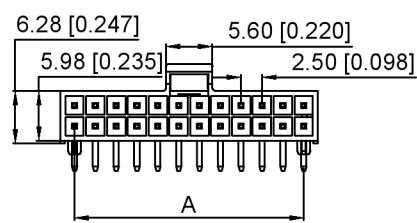
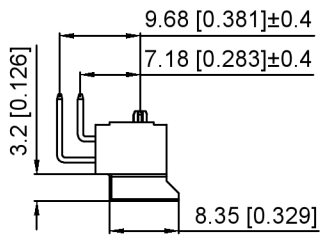
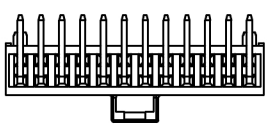
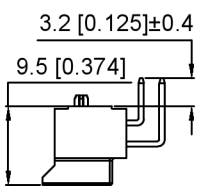
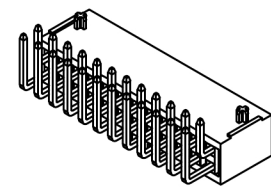
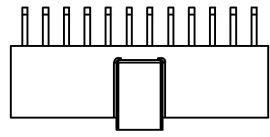
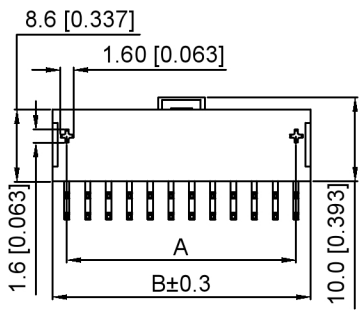
文件工程章

MARK	DESCRIPTION	DATE	REVISED	APPROVED	UNSPECIFIED TOLERANCES
Δ*					ANGULAR ±5°
Δ*					L ≤ 4 ±0.2
Δ*					4 < L ≤ 16 ±0.3
					16 < L ≤ 63 ±0.4
					L > 63 ±0.5



XKB INDUSTRIAL PRECISION CO., LIMITED

DSND		SCALE: N/A	MODEL TYPE: 2.5mm Crimp Style Connector
DWN		VIEW:	PART NO.: X2513WW-2xXXX-LPSN
CHKD		UNIT: mm/in	DWG NO.: X-X2513WW-2xXXX-LPSN
APPD		SIZE: A4	WEIGHT SHEET REVISION 1/1 A0



**Specifications:**

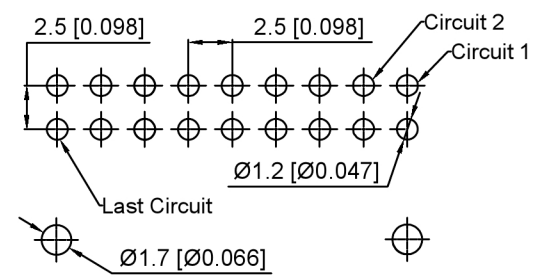
规格:  
 Voltage rating:250V AC/DC  
 额定电压: 250V AC/DC  
 Current rating:5A AC/DC  
 额定电流: 5A AC/DC  
 Withstanding voltage:1500V AC/minute  
 耐受电压: 1500V AC/分钟  
 Temperature range:-25℃~+105℃  
 温度范围: -25℃~+105℃  
 Insulation resistance:1000MΩ min  
 绝缘电阻: 1000MΩ Min  
 Contact resistance:20mΩ Max  
 接触电阻: 20mΩ Max

X2513 W R - 2xXX X - LP SN

① ② ③ ④ ⑤ ⑥ ⑦

- 1.Series No
- 2.Category:W-Wafer
- 3.Welding Board Range:R-Stright 90°
- 4.Row No.Pin No:2xXX-2x02~2x08 Pin
- 5.Special No: A:A Key ; B:B Key
- 6.Material:LP-LCP UL94V-0
- 7.Plating:SN-Tin plated

	2x02	2x03	2x04	2x05	A Key
A Key Color:Black					
B Key Color:Natural					B Key
	2x06	2x07	2x08		
A Key Color:Black					
B Key Color:Natural					



Recommended P.C.B hloe dimension  
 Recommended P.C.B thickness 1.6~2.4mm

Circuit	DIM. A	DIM. B
N(N=4~16)	1.25 x N - 2.5	1.25 x N + 0.94

X2513WR-2xXXA-LPSN	LCP	Copper Alloy	X2513H
X2513WR-2xXXB-LPSN			
PART NO	Material	Material(Pin)	Suitable XKB Housing

DSND	SCALE: N/A	MODEL TYPE: 2.5mm Crimp Style Connector	
DWN	VIEW:	PART NO.: X2513WR-2xXXX-LPSN	
CHKD	UNIT: mm/in	DWG NO.:	
APPD	SIZE: A4	X-X2513WR-2xXXX-LPSN	
	WEIGHT	SHEET	REVISION
		1/1	A0



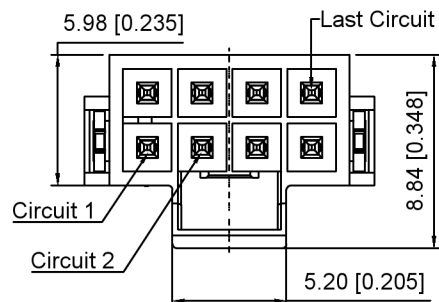
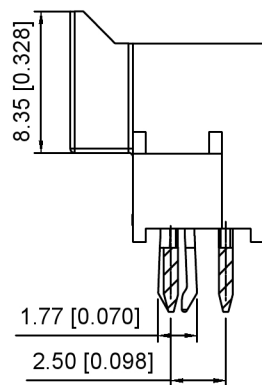
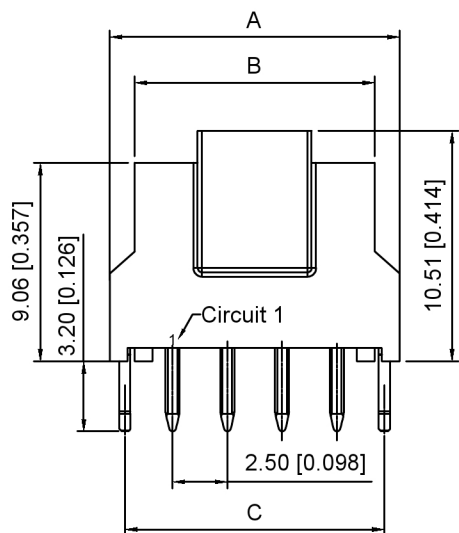
XKB INDUSTRIAL PRECISION CO.,LIMITED

广东星坤科技股份有限公司

Δ姓	日期
Δ数	
ΔX	

文件工程章

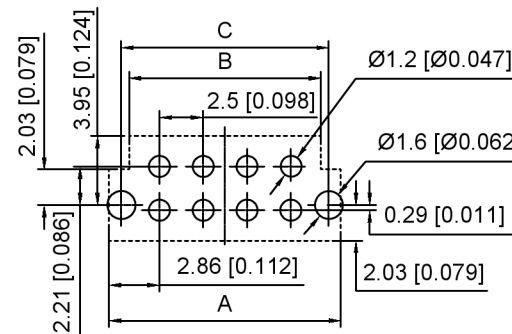
MARK	DESCRIPTION	DATE	REVISED	APPROVED	UNSPECIFIED TOLERANCES
	REVISIONS				
					ANGLAR ±5°
					L ≤ 4 ±0.2
					4 < L ≤ 16 ±0.3
					16 < L ≤ 63 ±0.4
					L > 63 ±0.5



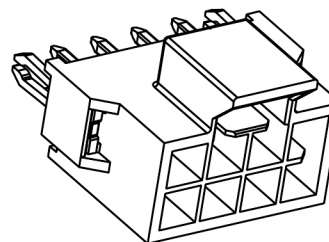
**Specifications:**  
 规格:  
**Voltage rating:**250V AC/DC  
 额定电压: 250V AC/DC  
**Current rating:**4A AC/DC  
 额定电流: 4A AC/DC  
**Withstanding voltage:**1500V AC/minute  
 耐受电压: 1500V AC/分钟  
**Temperature range:**-40°C~+105°C  
 温度范围: -40°C~+105°C  
**Insulation resistance:**1000MΩ min  
 绝缘电阻: 1000MΩ Min  
**Contact resistance:**15mΩ Max  
 接触电阻: 15mΩ Max

X2513 W V - 2xXX L X - LP SN  
 ① ② ③ ④ ⑤ ⑥ ⑦ ⑧

	2x02 Pin	2x03 Pin	2x04 Pin	2x05 Pin
A Key BLACK				
B Key NATURAL				
	2x06 Pin	2x07 Pin	2x08 Pin	
A Key BLACK				
B Key NATURAL				



Recommended PCB Layout(Connector SIDE VIEW)  
 Thickness=1.6mm ~2.4mm Tolerance:±0.05



- Series No
- Category:W-Wafer
- Welding Board Range:V-Stright 180°
- Row No.Pin No:2xXX-2x02~2x12 Pin
- Special No:L-There are fixed card slots on both sides
- Type: A-A Key only for Black  
B-B Key only for Natural color
- Material:LP-LCP UL94V-0
- Plating:SN-Tin plated  
V01-Gold Flash

PART NO	DIM.A	DIM.B	DIM.C
2x02	8.22	5.95	6.84
2x03	10.72	8.44	9.34
2x04	13.22	10.94	11.84
2x05	15.72	13.44	14.34
2x06	18.22	15.94	16.84
2x07	20.72	18.44	19.34
2x08	23.22	20.94	21.84
2x12	25.22	22.94	23.84

X2513WV-2xXXLA-LPSN	LCP	Copper Alloy	X2513H
X2513WV-2xXXLB-LPSN			
PART NO	Material	Material(Pin)	Suitable XKB Housing

DSND	SCALE: N/A	MODEL TYPE: 2.5mm Crimp Style Connector
DWN	VIEW:	PART NO.: X2513WV-2xXXLX-LPSN
CHKD	UNIT: mm/in	DWG NO.: X-X2513WV-2xXXLX-LPSN
APPD	SIZE: A4	WEIGHT SHEET REVISION 1/1 A0

ANGLAR	±5°
L ≤ 4	±0.2
4 < L ≤ 16	±0.3
16 < L ≤ 63	±0.4
L > 63	±0.5
UNSPECIFIED TOLERANCES	



XKB INDUSTRIAL PRECISION CO., LIMITED

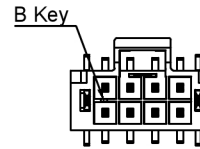
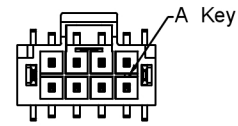
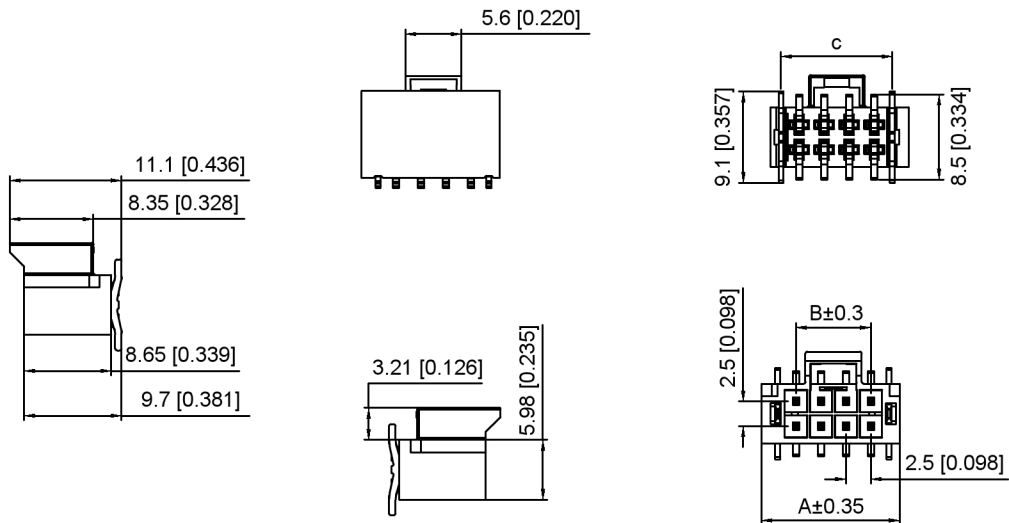
广东星坤科技股份有限公司

日期

文件工程章

MARK	DESCRIPTION	DATE	REVISED	APPROVED
REVISIONS				

www.helloxkb.com www.helloxkb.cn www.xk-dg.cn

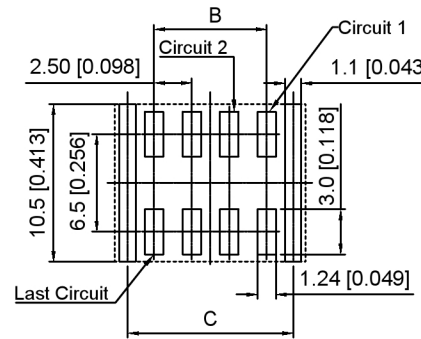


**Specifications:**  
 规格:  
 Voltage rating:250V AC/DC  
 额定电压: 250V AC/DC  
 Current rating:4A AC/DC  
 额定电流: 4A AC/DC  
 Withstanding voltage:1500V AC/minute  
 耐受电压: 1500V AC/分钟  
 Temperature range:-40℃~+105℃  
 温度范围: -40℃~+105℃  
 Insulation resistance:1000MΩ min  
 绝缘电阻: 1000MΩ Min  
 Contact resistance:15mΩ Max  
 接触电阻: 15mΩ Max

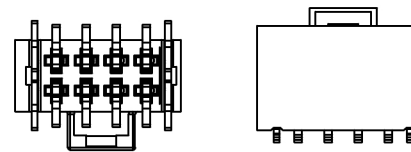
X2513 W V S - 2xXX L X - LP SN  
 ① ② ③ ④ ⑤ ⑥ ⑦ ⑧ ⑨

- Series No
- Category:W-Wafer
- Welding Board Range:V-Stright 180°
- Welding Way:S-SMT
- Row No.Pin No:2xXX-2x02~2x12 Pin
- Special No:L-There are fixed card slots on both sides
- Type: A-A Key only for Black  
B-B Key only for Natural color
- Material:LP-LCP UL94V-0
- Plating:SN-Tin plated  
V01-Gold Flash

	2x02 Pin	2x03 Pin	2x04 Pin	2x05 Pin
A Key BLACK				
B Key NATURAL				
	2x06 Pin	2x07 Pin	2x08 Pin	
A Key BLACK				
B Key NATURAL				



Recommended PCB Layout(Connector SIDE VIEW)  
 Thickness=1.6mm Min.Tolerance:±0.05



PART NO	DIM.A	DIM.B	DIM.C
2x02	8.83	2.50	6.11
2x03	11.33	5.00	8.61
2x04	13.83	7.50	11.11
2x05	16.33	10.00	13.61
2x06	18.83	12.50	16.11
2x07	21.33	15.00	18.61
2x08	23.83	17.50	21.11
2x12	25.83	19.50	23.11

X2513WVS-2xXXLA-LPSN	LCP	Copper Alloy	X2513H
X2513WVS-2xXXLB-LPSN			
PART NO	Material	Material(Pin)	Suitable XKB Housing

DSND		SCALE: N/A	MODEL TYPE: 2.5mm Crimp Style Connector
DWN		VIEW:	PART NO.: X2513WVS-2xXXLX-LPSN
CHKD		UNIT: mm/in	DWG NO.: X-X2513WVS-2xXXLX-LPSN
APPD		SIZE: A4	



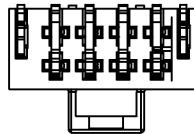
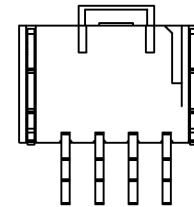
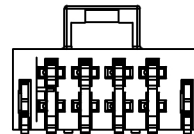
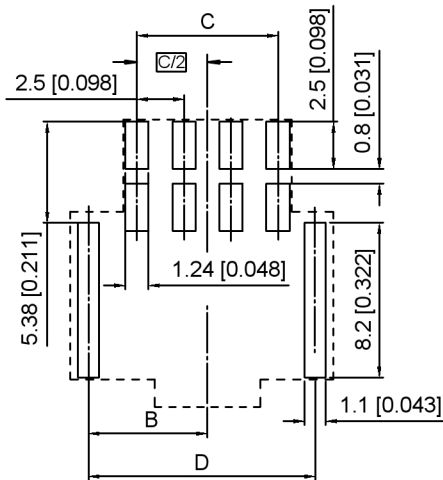
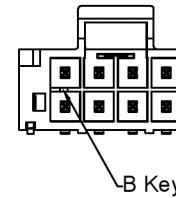
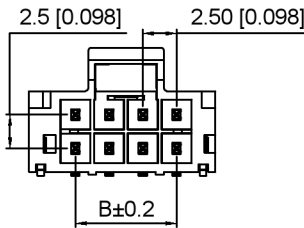
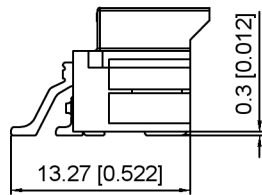
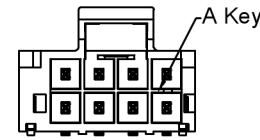
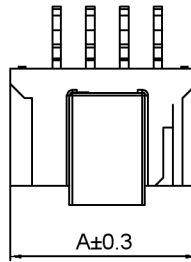
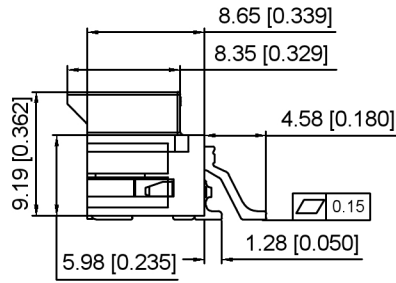
XKB INDUSTRIAL PRECISION CO.,LIMITED

WEIGHT	SHEET	REVISION
	1/1	A0

广东星坤科技股份有限公司

Δ建		日期
Δ改		
ΔX		

MARK	DESCRIPTION	DATE	REVISED	APPROVED	UNSPECIFIED TOLERANCES



**Specifications:**

规格:  
 Voltage rating:250V AC/DC  
 额定电压: 250V AC/DC  
 Current rating:4A AC/DC  
 额定电流: 4A AC/DC  
 Withstanding voltage:1500V AC/minute  
 耐受电压: 1500V AC/分钟  
 Temperature range:-40℃~+105℃  
 温度范围: -40℃~+105℃  
 Insulation resistance:1000MΩ min  
 绝缘电阻: 1000MΩ Min  
 Contact resistance:15mΩ Max  
 接触电阻: 15mΩ Max

X2513	W	R	S	- 2xXX	L	X	LP	SN
①	②	③	④	⑤	⑥	⑦	⑧	⑨

- 1.Series No
- 2.Category:W-Wafer
- 3.Welding Board Range:R-Stright 90°
- 4.Welding Way:S-SMT
- 5.Row No.Pin No:2xXX-2x02~2x08 Pin
- 6.Special No:L-There are fixed card slots on both sides
- 7.Type: A-A Key only for Black  
B-B Key only for Natural ccolor
- 8.Material:LP-LCP UL94V-0
- 9.Plating:SN-Tin plated  
V01-Gold Flash

PART NO	DIM.A	DIM.B	DIM.C	DIM.D
2x02	8.74	3.82	2.50	7.04
2x03	11.24	5.07	5.00	9.54
2x04	13.74	6.32	7.50	12.04
2x05	16.24	7.57	10.00	14.54
2x06	18.74	8.82	12.50	17.04
2x07	21.24	10.07	15.00	19.54
2x08	23.74	11.32	17.50	22.04

Recommended PCB Layout(Connector SIDE VIEW)  
 Thickness=1.6mm Min.Tolerance:±0.05

X2513WRS-2xXXLA-LPSN	LCP	Copper Alloy	X2513H
X2513WRS-2xXXLB-LPSN			
PART NO	Material	Material(Pin)	Suitable XK B Housing

DSND		SCALE: N/A	MODEL TYPE: 2.5mm Crimp Style Connector
DWN		VIEW:	PART NO.: X2513WRS-2xXXLX-LPSN
CHKD		UNIT: mm/in	DWG NO.:
APPD		SIZE: A4	X-X2513WRS-2xXXLX-LPSN



XKB INDUSTRIAL PRECISION CO.,LIMITED

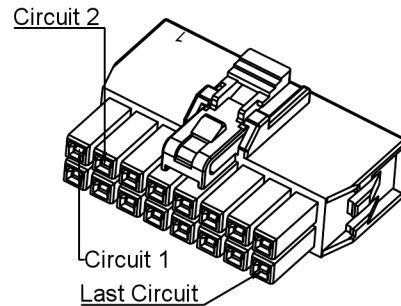
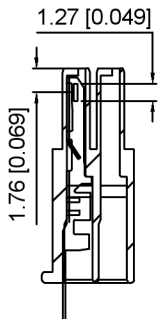
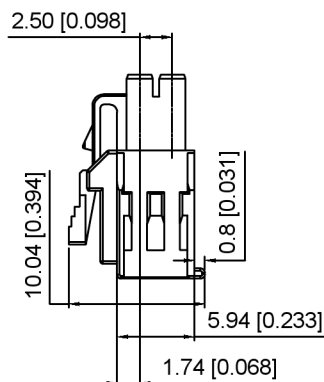
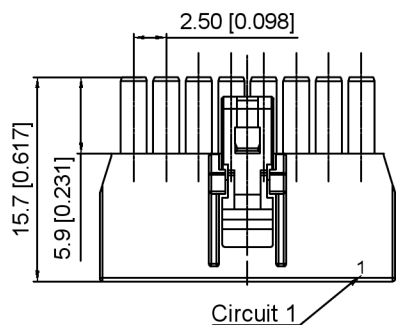
WEIGHT	SHEET	REVISION
	1/1	A0

广东星坤科技股份有限公司

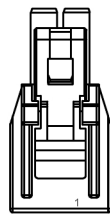
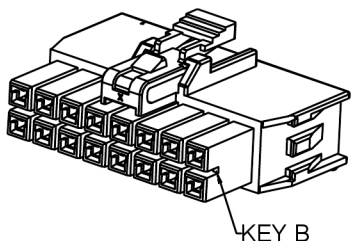
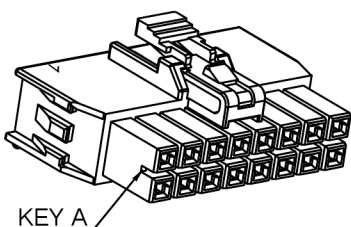
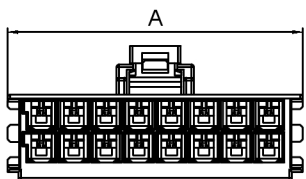
Δ建	日期
Δ改	
ΔX	

文件工程章

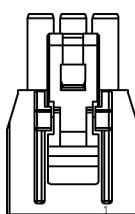
MARK	DESCRIPTION	DATE	REVISED	APPROVED	ANGLAR	±5°
					L ≤ 4	±0.2
					4 < L ≤ 16	±0.3
					16 < L ≤ 63	±0.4
					L > 63	±0.5
REVISIONS					UNSPECIFIED TOLERANCES	



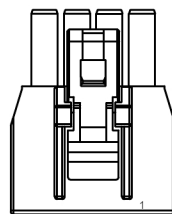
Specifications:  
 规格:  
 Voltage rating: 250V AC/DC  
 额定电压: 250V AC/DC  
 Current rating: 4A AC/DC  
 额定电流: 4A AC/DC  
 Withstanding voltage: 1500V AC/minute  
 耐受电压: 1500V AC/分钟  
 Temperature range: -40°C~+105°C  
 温度范围: -40°C~+105°C  
 Insulation resistance: 1000MΩ min  
 绝缘电阻: 1000MΩ Min  
 Contact resistance: 30mΩ Max  
 接触电阻: 30mΩ Max



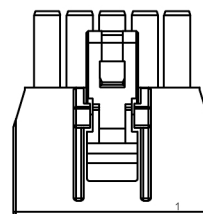
2x02 Pin



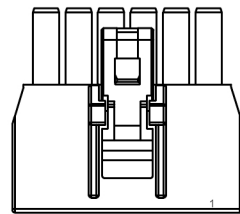
2x03 Pin



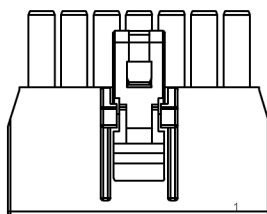
2x04 Pin



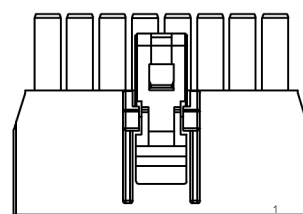
2x05 Pin



2x06 Pin



2x07 Pin



2x08 Pin

X2513 H - 2xXX X - 46  
 ① ② ③ ④ ⑤

1. Series No
2. Category: H-HSG
3. Row No. Pin No: 2xXX-2x02~2x12 Pin
4. Special No: A: Key A (Black)  
B: Key B (Natural)
5. Material: 46-Nylon 46+30%G.F UL94V-0

Poles	Dimensions(mm)
	A
2x02	7.70
2x03	10.20
2x04	12.70
2x05	15.20
2x06	17.70
2x07	20.20
2x08	22.70
2x12	32.70

X2513H-2xXXX-46	Nylon 46+30%G.F	X2513W	X2513T
X2513H-2xXXB-46		Suitable XKB Wafer	Suitable XKB Terminal
PART NO	Material	Suitable XKB Wafer	Suitable XKB Terminal

DSND	SCALE: N/A	MODEL TYPE: 2.5mm Crimp Style Connector
DWN	VIEW:	PART NO.: X2513H-2xXXX-46
CHKD	UNIT: mm/in	DWG NO.: X-X2513H-2xXXX-46
APPD	SIZE: A4	



XKB INDUSTRIAL PRECISION CO., LIMITED

WEIGHT	SHEET	REVISION
	1/1	A0

广东星坤科技股份有限公司

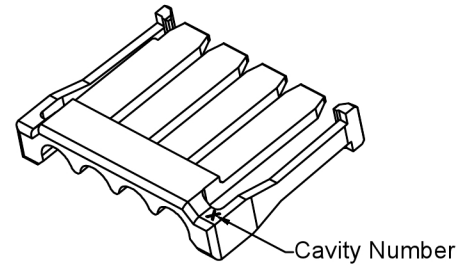
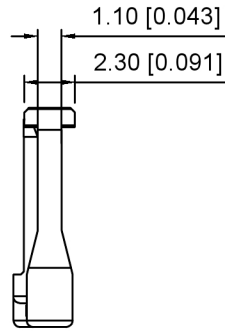
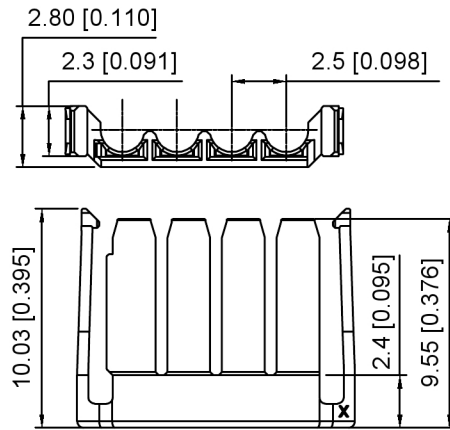
Δ建	日期
Δ改	日期
ΔX	

文件工程章

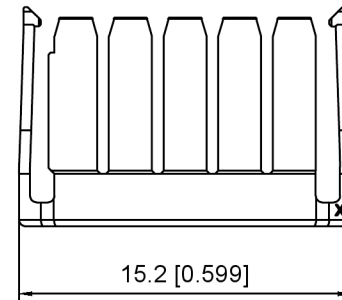
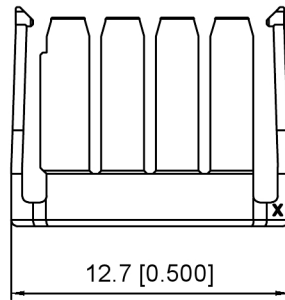
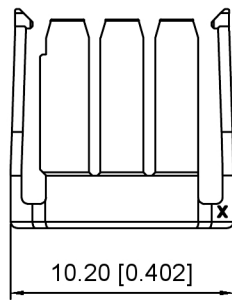
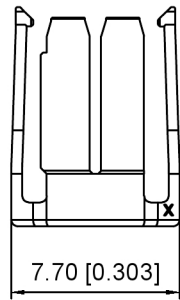
MARK	DESCRIPTION	DATE	REVISED	APPROVED	ANGLAR	±5°
					L ≤ 4	±0.2
					4 < L ≤ 16	±0.3
					16 < L ≤ 63	±0.4
					L > 63	±0.5

REVISIONS  
 www.helloxkb.com www.helloxkb.cn www.xk-dg.cn

UNSPECIFIED TOLERANCES

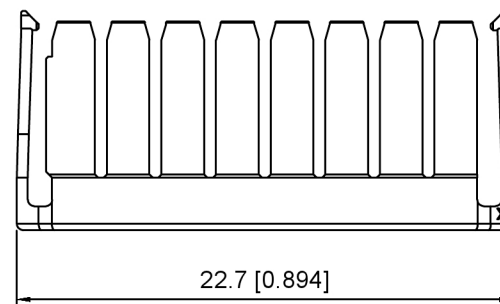
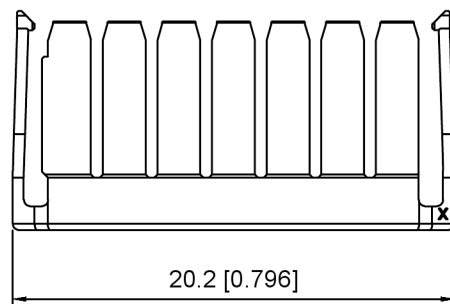
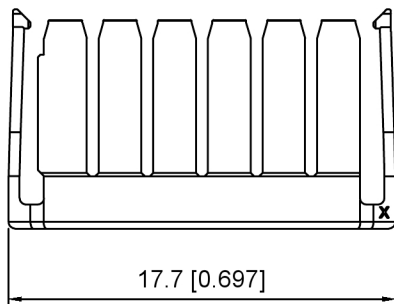


Specifications:  
 规格:  
 Voltage rating:250V AC/DC  
 额定电压: 250V AC/DC  
 Current rating:3A AC/DC  
 额定电流: 3A AC/DC  
 Withstanding voltage:1500V AC/minute  
 耐受电压: 1500V AC/分钟  
 Temperature range:-40°C+105°C  
 温度范围: -40°C+105°C  
 Insulation resistance:1000MΩ min  
 绝缘电阻: 1000MΩ Min  
 Contact resistance:30mΩ Max  
 接触电阻: 30mΩ Max



X2513 H L - XX - N0 X  
 ① ② ③ ④ ⑤ ⑥

- 1.Series No
- 2.Category:H-HSG
- 3.Category:L-jointing clamp
- 4.Row No.Pin No:XX-02~08 Pin
- 5.Material:N0-Nylon 66 UL94V-0
- 6.Color:Blank-Natural ; BK-Black



X2513HL-XX-N0	Nylon 66	X2513H	X2513T
PART NO	Material	Suitable XKB Housing	Suitable XKB Terminal

广东星坤科技股份有限公司

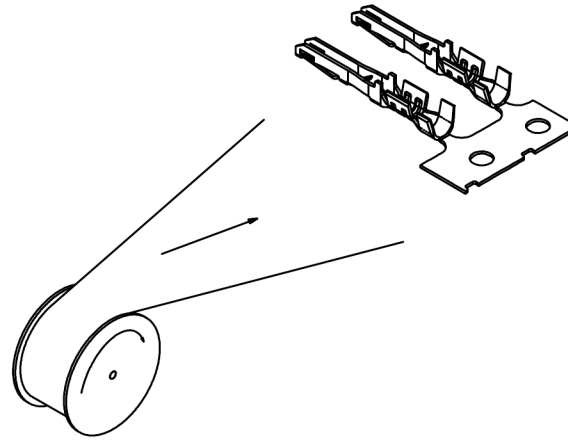
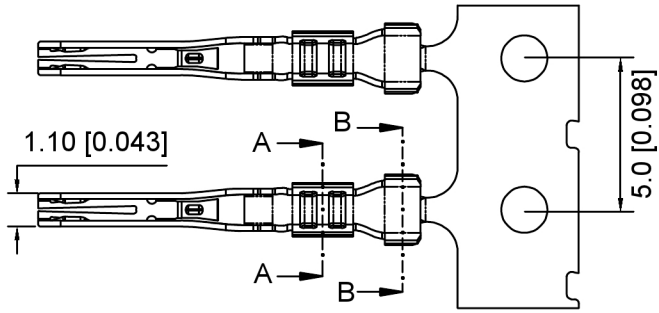
文件工程章

ANGLAR	±5°
L ≤ 4	±0.2
4 < L ≤ 16	±0.3
16 < L ≤ 63	±0.4
L > 63	±0.5
UNSPECIFIED TOLERANCES	



DSND	SCALE: N/A	MODEL TYPE: 2.5mm Crimp Style Connector
DWN	VIEW:	PART NO.: X2513HL-XX-N0
CHKD	UNIT: mm/in	DWG NO.: X-X2513HL-XX-N0
APPD	SIZE: A4	WEIGHT SHEET REVISION 1/1 A0

XKB INDUSTRIAL PRECISION CO., LIMITED



Specifications:

规格:

Voltage rating:250V AC/DC

额定电压: 250V AC/DC

Current rating:4A AC/DC

额定电流: 4A AC/DC

Withstanding voltage:1500V AC/minute

耐受电压: 1500V AC/分钟

Temperature range:-40°C-+105°C

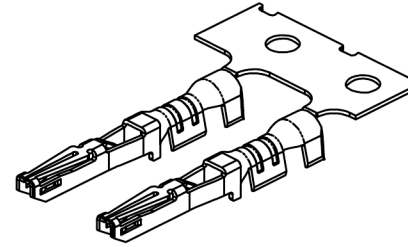
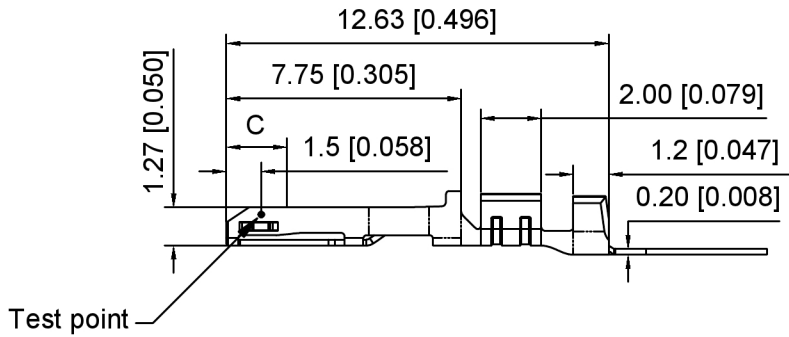
温度范围: -40°C-+105°C

Insulation resistance:1000MΩ min

绝缘电阻: 1000MΩ Min

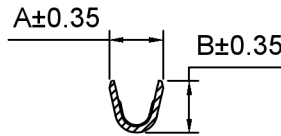
Contact resistance:30mΩ Max

接触电阻: 30mΩ Max

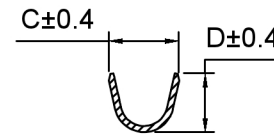


X2513 T - P V01 - X  
① ② ③ ④ ⑤

1. Series No
2. Category:T-Terminal
3. Material :P-Phosphor Bronze  
H-High Conductivity Copper Alloy
4. Plating:V01-Gold Flash
5. Special N0:H-High foot For #20~22AWG  
L-Low foot For #24~26AWG



SEC:A-A



SEC:B-B

X2513T-PSN-H	AWG#20~22	1.80	1.85	2.33	1.94
X2513T-PSN-L	AWG#24~26	1.39	1.45	2.12	2.00
PART NO	Wire Range	DIM.A	DIM.B	DIM.C	DIM.D

X2513T-PSN-X	Phosphor Bronze	X2513H	X2513W
PART NO	Material	Suitable XKB Housing	Suitable XKB Wafer

广东星坤科技股份有限公司

Δ建	日期
Δ改	日期
ΔX	日期

文件工程章

DESCRIPTION	DATE	REVISED	APPROVED	ANGLAR	±5°
REVISIONS				L ≤ 4	±0.2
				4 < L ≤ 16	±0.3
				16 < L ≤ 63	±0.4
				L > 63	±0.5
				UNSPECIFIED TOLERANCES	



DSND	SCALE: N/A	MODEL TYPE: 2.5mm Crimp Style Connector		
DWN	VIEW:	PART NO.: X2513T-PSN-X		
CHKD	UNIT: mm/in	DWG NO.: X-X2513T-PSN-X		
APPD	SIZE: A4	WEIGHT	SHEET	REVISION
XKB INDUSTRIAL PRECISION CO., LIMITED			1/1	A0