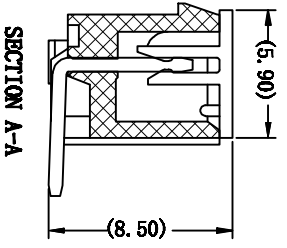
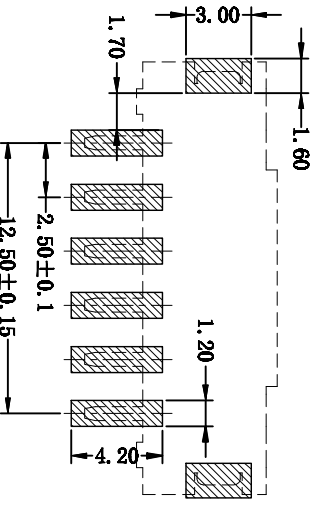
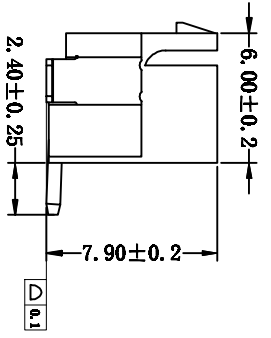
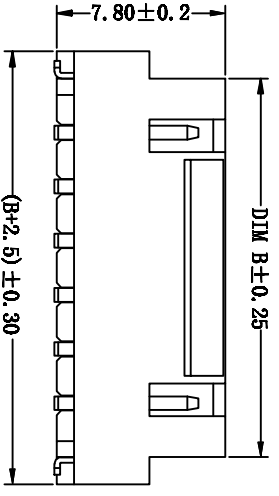
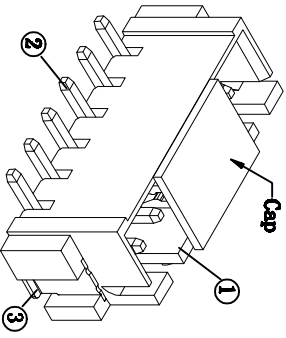
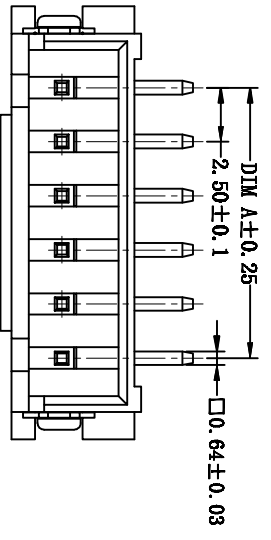
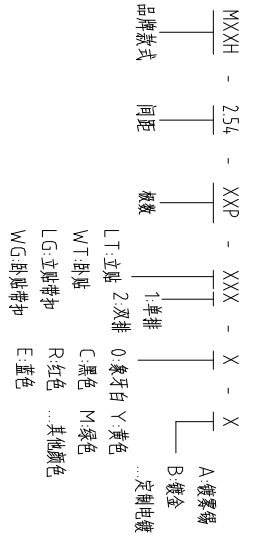


注: 本板为禁止运输、复制、翻印文件, 以及用其内容进行复制



Circuits	Dimensions (mm)	
	A	B
02	2.50	7.50
03	5.00	10.00
04	7.50	12.50
05	10.00	15.00
06	12.50	17.50
07	15.00	20.00
08	17.50	22.50
09	20.00	25.00
10	22.50	27.50
11	25.00	30.00
12	27.50	32.50
13	30.00	35.00
...	...	...
20	47.50	52.50

- 技术要求:
- 1、塑件材料: LCP (UL-94V-0)
  - 2、接触件: 黄铜镀锌
  - 3、绝缘电阻:  $\leq 20m\Omega$
  - 4、额定电压:  $\geq 1000V AC$
  - 5、额定电压: 250V AC DC
  - 6、额定电流: 3.0A AC DC
  - 7、耐压: 能承受1000V AC/Minute
  - 8、工作温度:  $-25^{\circ} \sim +105^{\circ}$
  - 9、可焊性试验: 浸锡面积  $\geq 95\%$  温度  $260^{\circ}C$ , 时间  $2.5 \pm 0.5$  秒
  - 10、铅和镉等六大有害物质含量要符合环保要求



GENERAL TOLERANCES

0.X	$\pm 0.25$	X' $\pm 3^{\circ}$
0.XX	$\pm 0.12$	
0.XXX	$\pm 0.05$	X' $\pm 0.5^{\circ}$

SUGGESTED PCB LAYOUT  
(COMPONENT SIDE)

序号	名称	材料	数量	备注
1	翻壳	LCP (UL-94V-0)	1	本壳
2	端子	黄铜镀锌	201	接触件: 黄铜镀锌
3	翻壳	LCP (UL-94V-0)	1	本壳

ITEM	NAME OF PART	NO. OF PART	Q'TY	MATERIAL	NOTE
DWG	CHK	DATE	23.08.10		
	DATE				
	DATE				
APP					
	NAME				
	MXXH-254-XXP-LG1				

MAXXU 慈溪市迈旭电子有限公司

REV	ECN NO.	CONTENT	CHK	DATE