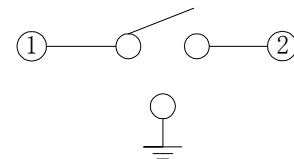
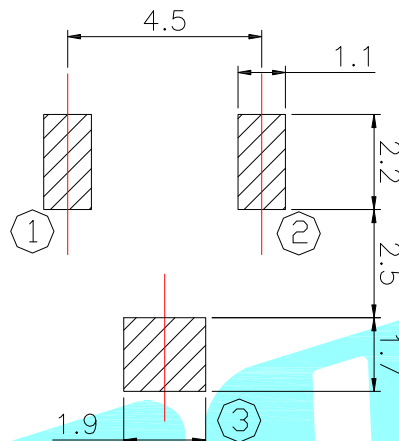
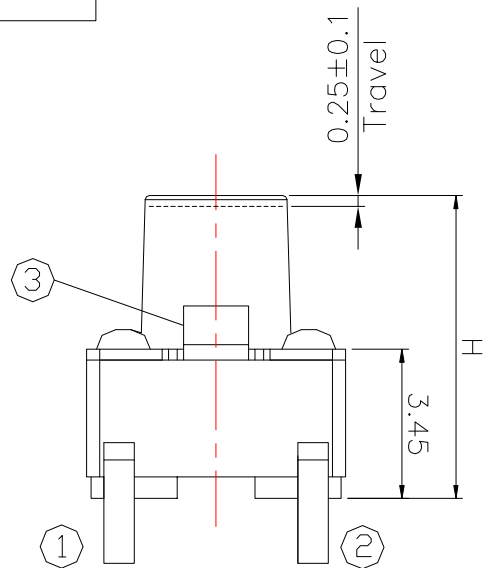
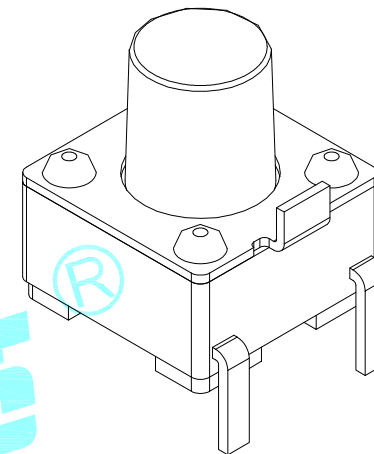


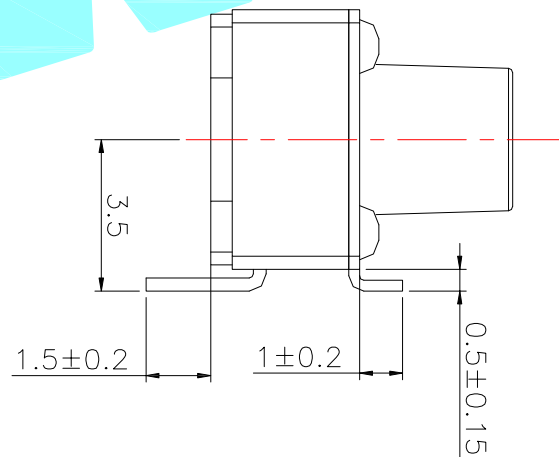
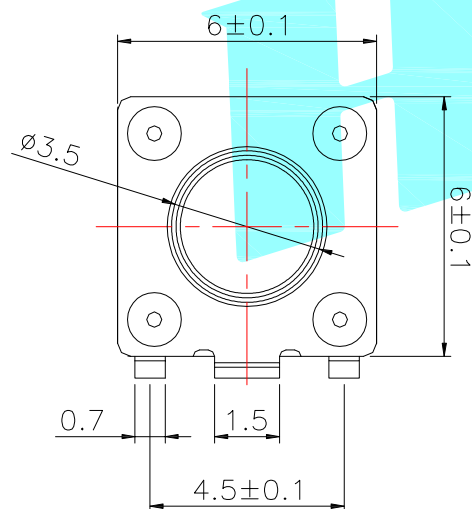
ROHS



Circuit Diagram



PCB Layout(Pattern side)



NO.1	
PART NO	H
B	4.5
C	5
D	5.5
E	6
F	6.5
G	7

NO.2	
PART NO	vigor
3	180±30
4	250±30

NO.3-NO.4	
PART NO	NOTE
01~99	SERIAL NUMBER

⑤	Terminal	—	2	Brass(0.30t)	Plating silver	—
④	Contact	—	1	F.Ag/SUS	Plating silver	—
③	Base	—	1	Nylon	Black	—
②	Cover	—	1	Brass	Plating Sn	—
①	Keystoke	—	1	Nylon	Black	—
ITEM	PART NAME	TER'NO.	QTY.	MATERIAL	FINISHING	REMARK

APPROVALS			DATE		HRO 韩荣 ELECTRONICS CO.,LTD	
DRAWN	LIUCAN		2022.12.7			
CHECKED					TITLE:	TACT SWITCHS
APPROVALS					PART NO.	K2-1102SE-□□SW-□□
TOLERANCES ARE		30~以上	±0.30	ANGLE	UNIT: mm	SCALE: 1:1
		10~30	±0.20			
		5~10	±0.15	±2'	DRAWING NO.	PROJECT:
		~ 5	±0.10			
ECN NO.	REV.	DATE.	DESCRIPTION.	CHANGE.	CHECK.	APPRO.

NEW

DESCRIPTION.

CHANGE.

CHECK.

APPRO.

DRAWING NO.

SHEET 1 OF 1