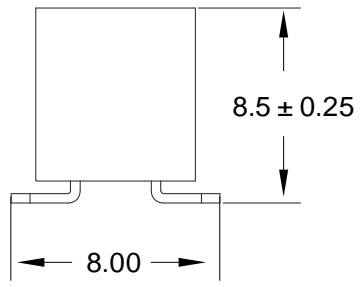
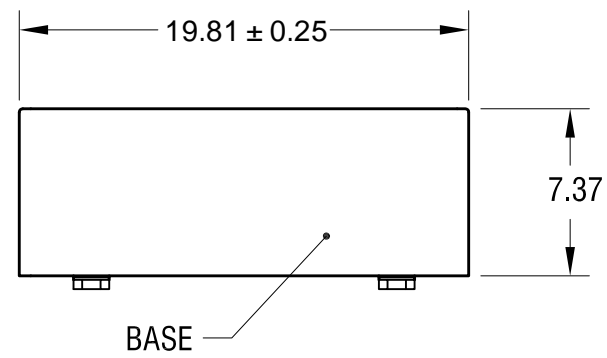
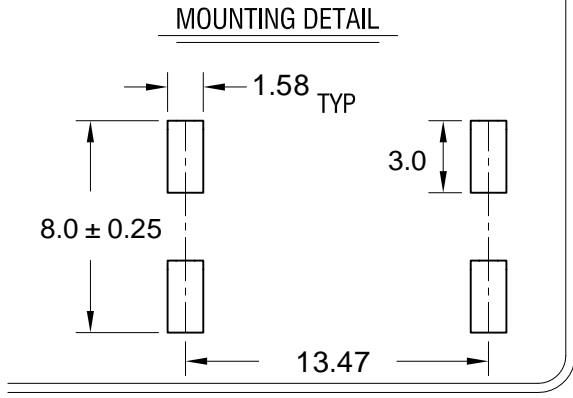
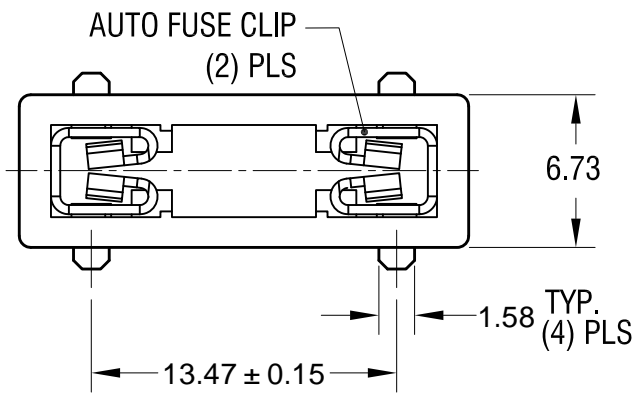


RoHS

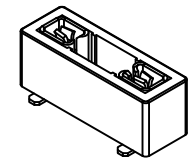
| | | | | | |
|------|---------|-------------|--------|----------|------------|
| REV. | ECN NO. | DESCRIPTION | DESIGN | APPROVAL | DATE |
| A1 | NEW | 更换图框 | | | 2023.09.05 |



Product Characteristics

| Blocks and Clips for Blade Fuses | |
|---|--|
| Compatible Fuses | Automotive Blade Fuses |
| Electrical Specifications | Rated Voltage: 500 V |
| | Rated Current: From 15 to 30 A |
| Molded Parts | Insulation Block: Black Thermoplastic PET (UL94 V-0) and PA66 (UL94 V-0) |
| Metal Parts | PCB Terminals: Tin Plated Cu Alloy |
| Electrical | Insulation Resistance: 10,000 Megaohm Minimum at 500 VDC |
| | Contact Resistance: ≤ 5 mΩ Maximum |
| Ambient Temperature | -40 °C to 125 °C |

ACTUAL SIZE



| | | | | | | |
|--|--------|--------------------------|-------------------|------------|------|---------------|
| X.±0.50 | X.°± | PART NO.: XF-508PVS-A | XFCN 兴飞连接器 | | | |
| .X±0.25 | .X°± | | | | | 0769-82001899 |
| .XX± 0.15 | .XX°± | | www.xfconn.com | | | |
| .XXX±0.10 | .XXX°± | | DWG NO: / | | | |
| UNITS: | mm | | SCALE | SHEET | REV. | |
| THESE DRAWINGS AND SPECIFICATIONS ARE THE PROPERTY OF XFCN AND SHALL NOT BE REPRODUCED, COPIED OR CUED IN ANY MANNER WITHOUT THE PRIOR WRITTEN CONSENT OF XFCN | | APPD: | | NONE | 1/1 | A1 |
| | | CHKD: | | | | |
| | | DRAW: Tong.Deng | | 2023.09.05 | | |