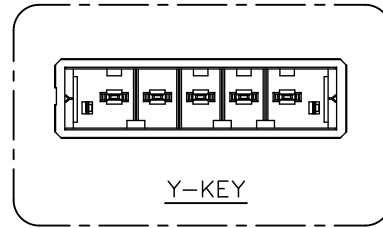
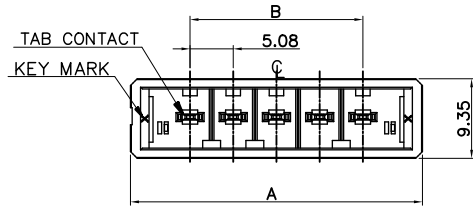
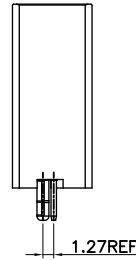
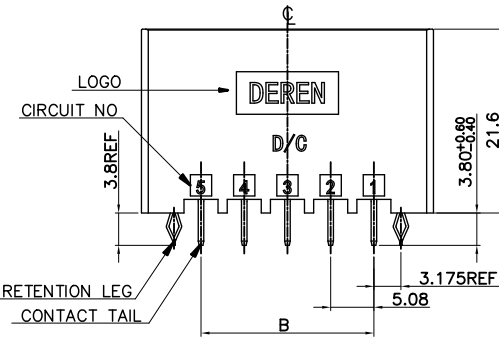


REV.	ECN NO.	LOCATION	DESCRIPTION	DATE	DESIGN
X1			INITIAL RELEASE	2023.05.15	JACKY
X2		1/2	Modify part number rules	2023.06.30	JACKY

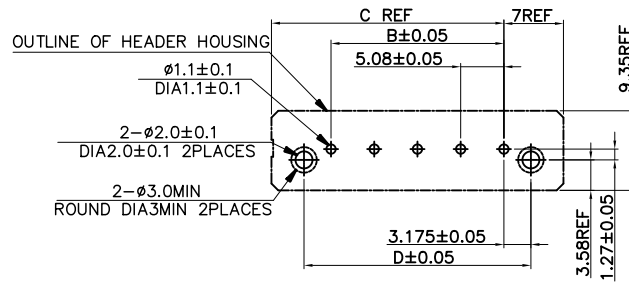


NOTES:

- MATERIAL: HOUSING: GLASS FILED THERMO PLASTIC POLYESTER
COLOR: SEE MATERIAL NUMBER CODING RULES
CONTACT: COPPER ALLOY
RETENTION LEG: COPPER ALLOY
- FINISH(ALL OVER): NICKEL PLATING 30u" MIN
- FINISH(CONTACT AREA): GOLD PLATING SPECIFICATIONS
REFER TO THE FOLLOWING MATERIAL NUMBER CODE SPECIFICATIONS
- FINISH(CONTACT TAIL): TIN PLATED 80u" MIN
- FINISH(RETENTION LEG): TIN PLATED
- PAIRING LINE END PLASTIC SPECIFICATION: SEE TABLE
- PAIRING LINE TERMINAL SPECIFICATION: 5600BG-003R*****
- PART NO.: 56**BG-***R * * * * V * 00



- RESERVE NUMBER
- KEY MARK
- X: X-KEY
- Y: Y-KEY
- PACKAGE CODE:
- P: TUBE
- T: TRAY
- LOGO MARK:
- 1: WITH DEREN LOGO
- 2: WITHOUT LOGO
- PLATING CODE:
- 4: Au:15u"
- 6: BRIGHT-TIN
- HOUSING COLOR:
- 1: BLACK
- 2: WHITE
- WATER CODE: 000~ZZZ
- POS CODE:
- 02: 02POS
- 03: 03POS
- 04: 04POS
- 05: 05POS
- 06: 06POS



RECOMEND PC BOARD HOLE PATTERN
PC BOARD THICKENSS: 1.6±0.1
(NOT ACCUMULATE TOLERANCE)
(CONNECTOR MOUNT SIDE)

POS	PART NUMBER	A	B	C	D	PAIRING LINE END PLASTIC SPECIFICATION
06	5606BG-017R****V*00	39.40	25.40	32.40	31.75	5606BG-018R****0000
05	5605BG-005R****V*00	34.32	20.32	27.32	26.67	5605BG-006R****0000
04	5604BG-011R****V*00	29.24	15.24	22.24	21.59	5604BG-012R****0000
03	5603BG-005R****V*00	24.16	10.16	17.16	16.51	5603BG-006R****0000
02	5602BG-005R****V*00	19.08	5.08	12.08	11.43	5602BG-006R****0000

DIM		TOL		DEREN SHENZHEN DEREN ELECTRONIC CO., LTD
x.	±0.50	x.	±5'	
.x	±0.40	.x	±3'	
.xx	±0.30			
DRAW NO.		DESIGN:		CUSTOMER DRAWING DATE: 2023.06.30 TITLE: DR500 S_Board Plug_2~6Pin Pitch5.08 180°_DIP_ASSY P/N: 56**BG-***R****V*00
SC2309329		JACKY		
REV. X2		APPROVAL:		SHEET: 1/2 SCALE: 1:1 UNIT: mm

1 2 3 4 5 6 7 8

REV.	ECN NO.	LOCATION	DESCRIPTION	DATE	DESIGN
X1			INITIAL RELEASE	2023.05.15	JACKY
X2		①/②	Modify part number rules	2023.06.30	JACKY

A

A

B

B

C

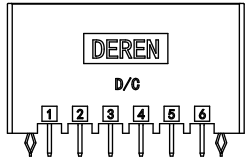
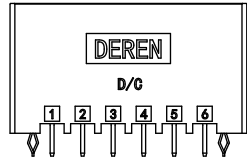
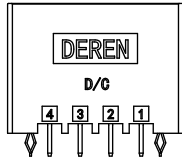
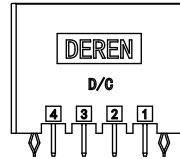
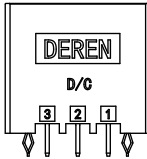
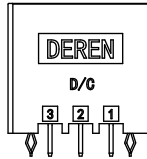
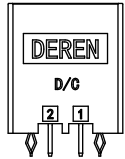
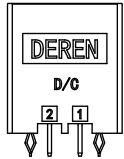
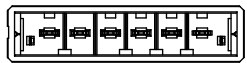
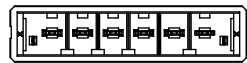
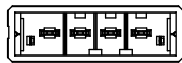
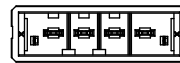
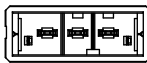
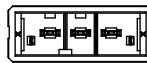
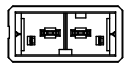
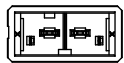
C

D

D

E

E



X-KEY
2POS

Y-KEY
2POS

X-KEY
3POS

Y-KEY
3POS

X-KEY
4POS

Y-KEY
4POS

X-KEY
6POS

Y-KEY
6POS



DEREN
SHENZHEN DEREN ELECTRONIC CO., LTD

DIM	TOL	DIM	TOL
x.	±0.50	x.	±5°
.x	±0.40	.x	±3°
.xx	±0.30		

DRAW NO. SC2309329		DESIGN:	JACKY	DATE	2023.06.30	TITLE:	DR500 S_Board Plug_2~6Pin Pitch5.08 180°_DIP_ASSY
REV.	X2	CHECK:				P/N:	56**BG-***R****V*00
APPROVAL:						SHEET:	2/2
						SCALE:	1:1
						UNIT:	mm

1 2 3 4 5 6 7 8

Before the change

8. PART NO.: 56**BG-***R * * * * V * 00

06	5606BG-011H****V*00	39.40	25.40	32.40	31.75	5606BG-012H****0000
05	5605BG-002H****V*00	34.32	20.32	27.32	26.67	5605BG-003H****0000
04	5604BG-008H****V*00	29.24	15.24	22.24	21.59	5604BG-009H****0000
03	5603BG-002H****V*00	24.16	10.16	17.16	16.51	5603BG-003H****0000
02	5602BG-002H****V*00	19.08	5.08	12.08	11.43	5602BG-003H****0000
POS	PART NUMBER	A	B	C	D	PAIRING LINE END PLASTIC SPECIFICATION

After the change

8. PART NO.: 56**BG-***R * * * * V * 00

06	5606BG-017R****V*00	39.40	25.40	32.40	31.75	5606BG-018R****0000
05	5605BG-005R****V*00	34.32	20.32	27.32	26.67	5605BG-006R****0000
04	5604BG-011R****V*00	29.24	15.24	22.24	21.59	5604BG-012R****0000
03	5603BG-005R****V*00	24.16	10.16	17.16	16.51	5603BG-006R****0000
02	5602BG-005R****V*00	19.08	5.08	12.08	11.43	5602BG-006R****0000
POS	PART NUMBER	A	B	C	D	PAIRING LINE END PLASTIC SPECIFICATION