REV.	ECN NO.	DATE

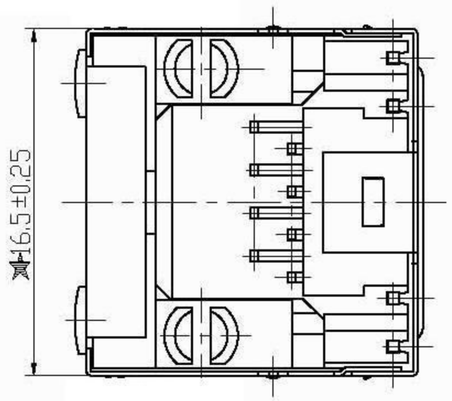

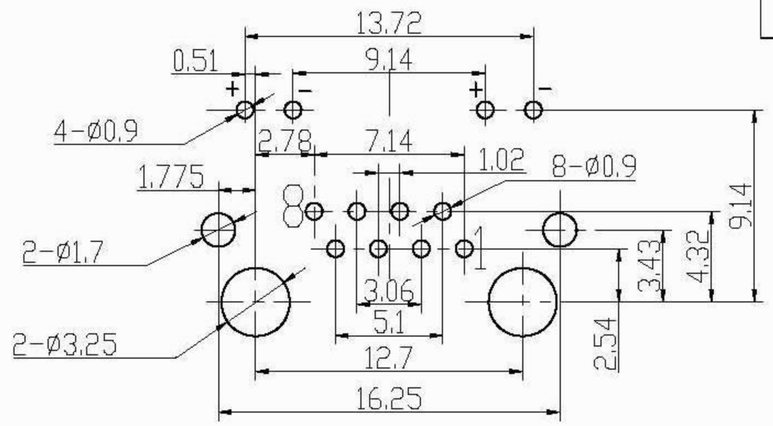

PCB LAYOUT

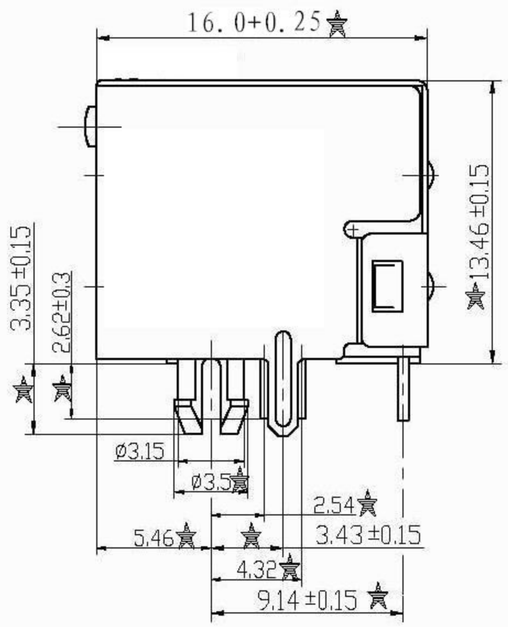

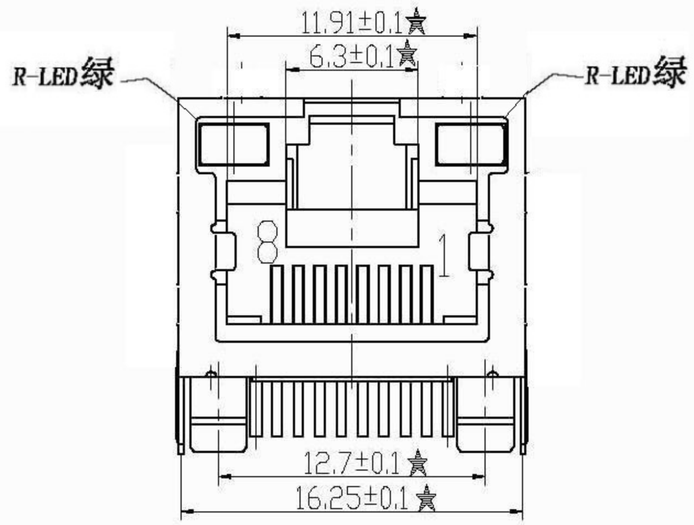

NOTE:
1. ELECTRICAL:
 1.1 VOLTAGE RATING: 125 VAC RMS;
 1.2 CURRENT RATING: 1.5 AMP;
 1.3 CONTACT RESISTANCE: 20 MILLIOHMS Max;
 1.4 INSULATION RESISTANCE: 1000 MEGOHMS Min @500 VDC;
 1.5 DIELECTRIC STRENGTH: 1000 VAC RMS 50 or 60Hz 1 Minute;
2. MECHANICAL:
 2.1 HOUSING: PBT, UL94V-0, BLACK;
 2.2 INSERT PBT, UL94V-0, BLACK;;
 2.3 BACK COVER PBT, UL94V-0, BLACK;
 2.4 TERMINALS: T0.36xW0.46 PHOSPHOR BRONZE PLATED 3u" Au;
 2.5 LED COLOR YELLOW GREEN;
 2.6 SHIELD:H65Y;
 2.7 DURABILITY: 750 CYCLES Min.
3.★Critical dimension.

TOLERANCES 0~15±0.15, 15~30±0.2, 30~±0.25 ANGLE±1°.	MATERIAL: SEE NOTE	FIRST ANGLE PROJECTION	A4 SIZE	L&X 深圳市连欣科技有限公司
	FINISH: SEE NOTE	SCALE	UNIT	NAME: RJ 45 90插板式 8P8P 16长带双LED绿灯
	SHEET 1 OF 1	2.5:1	mm	DWG NO: XDRJ-5806-017