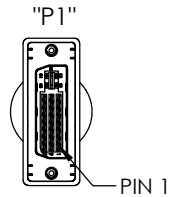


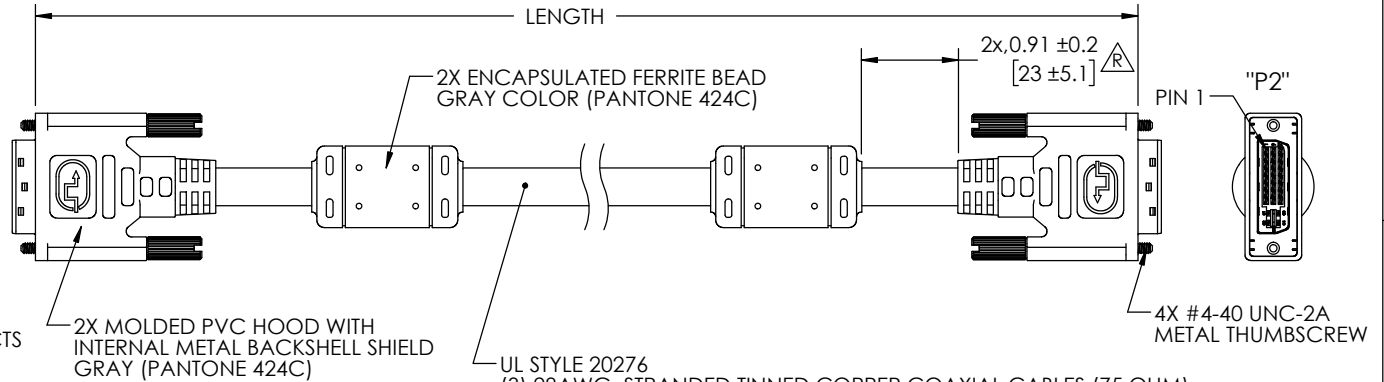
THE INFORMATION CONTAINED IN THIS DRAWING IS THE SOLE PROPERTY OF L-COM, INC. ANY REPRODUCTION IN PART OR WHOLE WITHOUT THE WRITTEN PERMISSION OF L-COM, INC. IS PROHIBITED.

REVISIONS			
REV	DESCRIPTION	DATE	APPROVED
M	ECN 5837: ADDED LOGO	11/16/2011	D. CASTRO
N	ECN 6985: UPD CONNECTOR AND OVERMOLD DESCRIP. UPD ROHS NOTE	08/01/2013	D. DESJARDIN
P	ECN8182: UPDT DWG FROM MOLDED THUMBSCREW TO METAL THUMBSCREW	11/27/2015	BZHANG
R	ECN 9343: UPDATE DIMENSIONAL TOLERANCE	05/06/2016	BZHANG

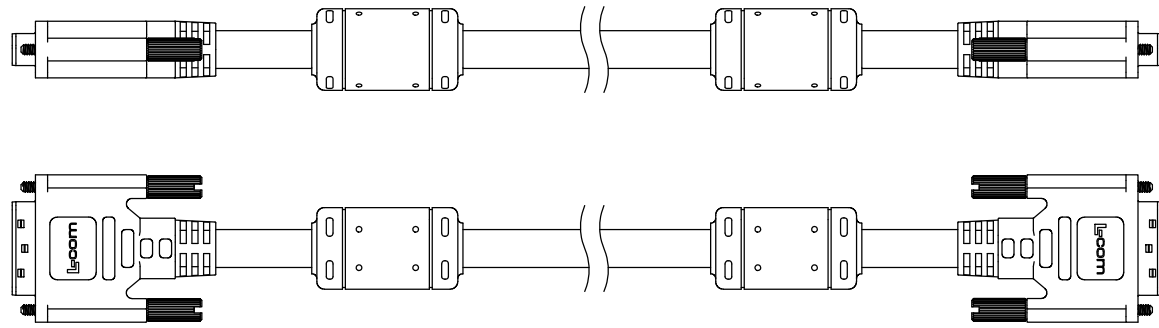
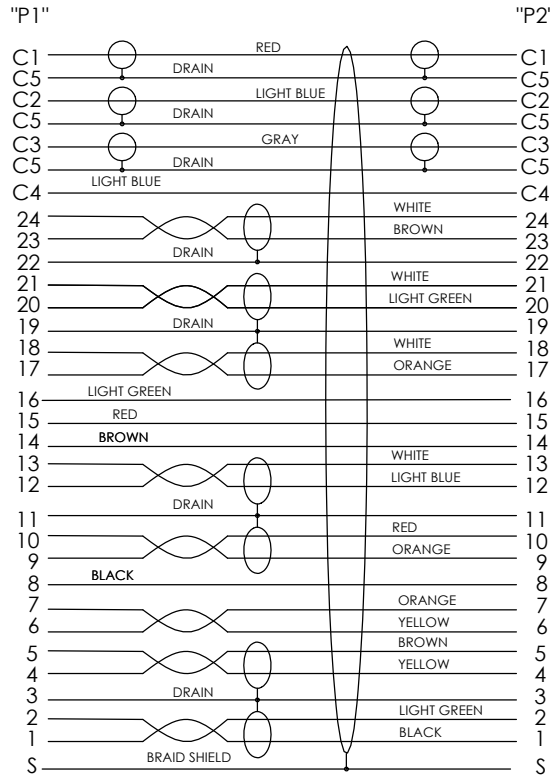
P/N	LENGTH	
	FEET	METERS
CTLDVI-I-MM-3	3.0	.92
CTLDVI-I-MM-5	5.0	1.52
CTLDVI-I-MM-10	10.0	3.05
CTLDVI-I-MM-15	15.0	4.57



2X MALE DVI-I DUAL LINK CONNECTOR 30µm GOLD PLATED CONTACTS



UL STYLE 20276  
 (3) 28AWG, STRANDED TINNED COPPER COAXIAL CABLES (75 OHM),  
 (7) SHIELDED TWISTED PAIR, 28AWG, STRANDED TINNED COPPER,  
 (1) UNSHIELDED TWISTED PAIR 28AWG STRANDED TINNED COPPER,  
 (5) CONDUCTORS 28AWG STRANDED TINNED COPPER,  
 OVERALL ALUMINIZED POLYESTER FILM SHIELD PLUS TINNED COPPER STRAND SHIELD,  
 PVC OUTER JACKET, COLOR: GRAY (PANTONE 424C)



**NOTES:**  
 1. CABLE ASSEMBLY SHALL BE TESTED FOR CONTINUITY.  
 2. CABLE ASSEMBLY SHALL BE INDIVIDUALLY PACKAGED IN ACCORDANCE WITH L-COM SPECIFICATION PS-0031.  
 3. DUST COVERS INSTALLED FOR SHIPPING (NOT SHOWN).

**REGULATORY COMPLIANCE:**  
 CE2011/65/EU(RoHS DIRECTIVE)

UNLESS OTHERWISE SPECIFIED, DIMENSIONS ARE IN INCHES [mm] OVERALL CABLE LENGTH TOLERANCE: <math>\le 12 [305] = +1 [25] / -0</math> <math>>12 [305] \le 60 [1524] = +2 [51] / -0</math> <math>>60 [1524] \le 120 [3048] = +4 [102] / -0</math> <math>>120 [3048] \le 300 [7620] = +6 [152] / -0</math> <math>>300 [7620] = +5\% / -0\%</math>	APPROVALS	DATE	 50 HIGH STREET NORTH ANDOVER, MA 01845				
	DRAWN BY <b>B.ZHANG</b>	10/14/2008		CATEGORY <b>AUDIO/VIDEO</b>			
ALL OTHER DIMENSIONAL TOLERANCES: .X = ± .2 [5.08] .XX = ± .02 [1.51] .XXX = ± .005 [1.13]	CHECKED BY <b>F.MAO</b>	10/14/2008	PRODUCT DESCRIPTION <b>DVI CBL DVI-I M/M DUAL LNK</b>				
PROJECTION 	APPROVED BY <b>T.LU</b>	10/14/2008		<table border="1"> <tr> <td>SIZE <b>A</b></td> <td>FSCM NO. <b>43321</b></td> <td>DWG. NO. <b>CTLDVI-I-MM</b></td> <td>REV. <b>R</b></td> </tr> </table>	SIZE <b>A</b>	FSCM NO. <b>43321</b>	DWG. NO. <b>CTLDVI-I-MM</b>
SIZE <b>A</b>	FSCM NO. <b>43321</b>	DWG. NO. <b>CTLDVI-I-MM</b>	REV. <b>R</b>				
	CONFIGURATION DETAILS OF UNDIMENSIONED FEATURES MAY VARY		SCALE: NONE   CAD FILE: CTLDVI-I-MM.SLDDRW   SHEET 1 OF 1				
	COLOR VARIATIONS MAY OCCUR						