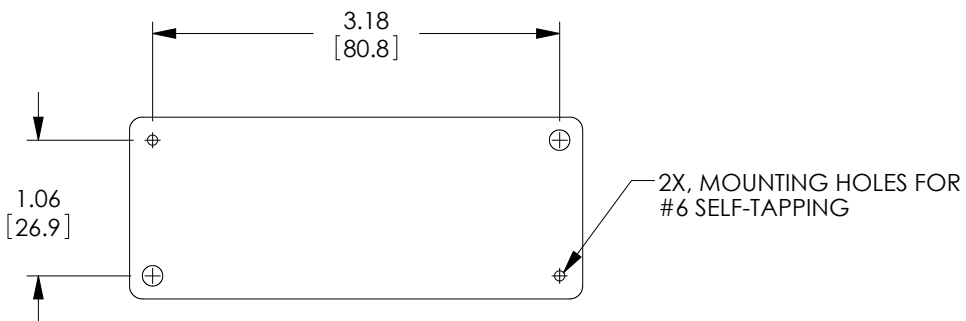
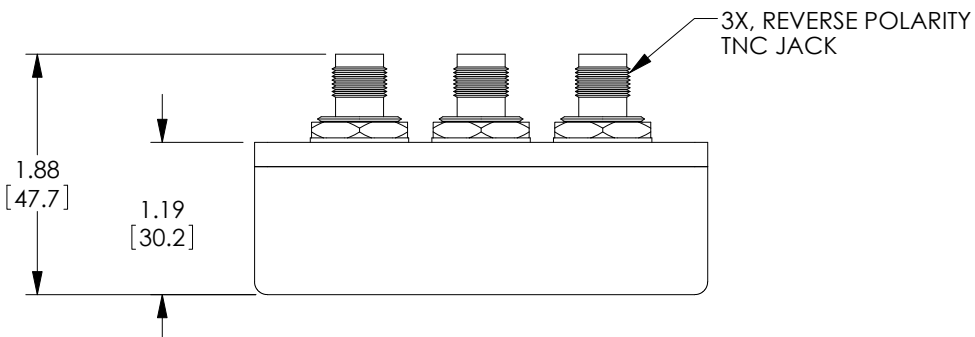
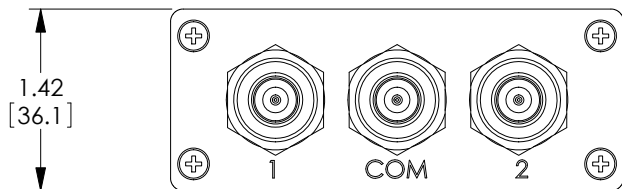


THE INFORMATION CONTAINED IN THIS DRAWING IS THE SOLE PROPERTY OF L-COM, INC. ANY REPRODUCTION IN PART OR WHOLE WITHOUT THE WRITTEN PERMISSION OF L-COM, INC. IS PROHIBITED.

REVISIONS			
REV	DESCRIPTION	DATE	APPROVED
A	INITIAL RELEASE	3/15/11	D.GRIFFIN
B	ECN 5402: REMOVE "PS-0031" FROM PACKAGING NOTE	3/22/11	D.FRISIELLO



RoHS Compliant ✓

NOTES:

ALL DIMENSIONS ARE FOR REFERENCE ONLY.



COMPONENT SHALL BE INDIVIDUALLY PACKAGED IN ACCORDANCE WITH L-COM SPECIFICATIONS.

UNLESS OTHERWISE SPECIFIED, DIMENSIONS ARE IN INCHES [mm] OVERALL CABLE LENGTH TOLERANCE: ≤12 [305] = +1 [25] / -0 >12 [305] ≤60 [1524] = +2 [51] / -0 >60 [1524] ≤120 [3048] = +4 [102] / -0 >120 [3048] ≤300 [7620] = +6 [152] / -0 >300 [7620] = +5% / -0% ALL OTHER DIMENSIONAL TOLERANCES: .X = ±.2 .XX = ±.02 .XXX = ±.005 PROJECTION 	APPROVALS	DATE	 45 BEECHWOOD DRIVE NORTH ANDOVER, MA 01845	
	DRAWN BY D.FRISIELLO	3/8/11		
	CHECKED BY K.BURGNER	3/8/11	CATEGORY COAXIAL	
	APPROVED BY K.BURGNER	3/8/11	PRODUCT DESCRIPTION 2.4 GHz SPLITTER 2-WAY, RP-TNC JACK	
COLOR VARIATIONS MAY OCCUR		SIZE A	FSCM NO. 43321	DWG. NO. SC2402RTM
		SCALE: NONE	CAD FILE: SC2402RTM.SLDDRW	REV. B
		SHEET 1 OF 1		