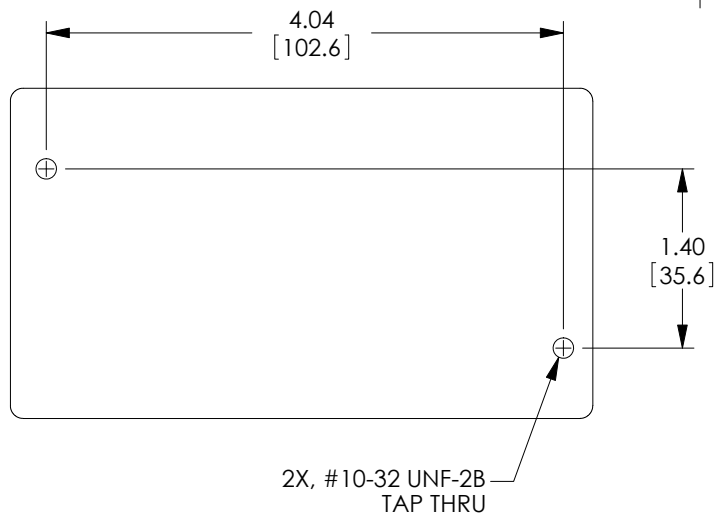
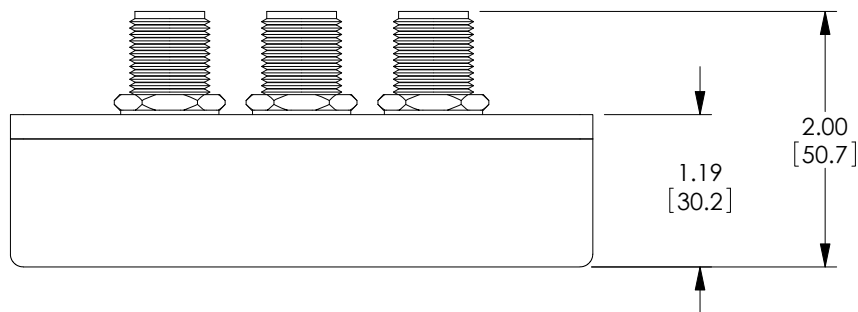
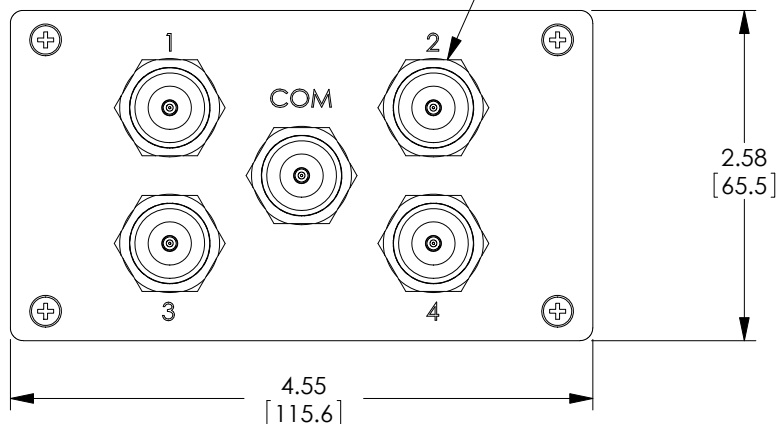


THE INFORMATION CONTAINED IN THIS DRAWING IS THE SOLE PROPERTY OF L-COM, INC. ANY REPRODUCTION IN PART OR WHOLE WITHOUT THE WRITTEN PERMISSION OF L-COM, INC. IS PROHIBITED.

5X, TYPE N FEMALE CONNECTOR



REVISIONS			
REV	DESCRIPTION	DATE	APPROVED
A	INITIAL RELEASE	7/14/05	K.BURGNER
B	ECN 5354: CN RELEASE, NEW FORMAT	3/1/11	D.FRISIELLO
C	ECN 5402: REMOVE "PS-0031" FROM PACKAGING NOTE	3/22/11	D.FRISIELLO


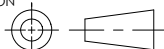
#### NOTES:

ALL DIMENSIONS ARE FOR REFERENCE ONLY.



COMPONENT SHALL BE INDIVIDUALLY PACKAGED IN ACCORDANCE WITH L-COM SPECIFICATIONS.

RoHS Compliant ✓

UNLESS OTHERWISE SPECIFIED, DIMENSIONS ARE IN INCHES [mm]  OVERALL CABLE LENGTH TOLERANCE: ≤12 [305] = +1 [25] / -0 >12 [305] ≤60 [1524] = +2 [51] / -0 >60 [1524] ≤120 [3048] = +4 [102] / -0 >120 [3048] ≤300 [7620] = +6 [152] / -0 >300 [7620] = +3% / -0%  ALL OTHER DIMENSIONAL TOLERANCES: .X = ±.2 .XX = ±.02 .XXX = ±.005	APPROVALS	DATE	 45 BEECHWOOD DRIVE NORTH ANDOVER, MA 01845			
	DRAWN BY K.BURGNER	7/14/05				
	CHECKED BY K.BURGNER	7/14/05	CATEGORY	COAXIAL		
	APPROVED BY K.BURGNER	7/14/05	PRODUCT DESCRIPTION			
			5.8 GHz SPLITTER 4-WAY, N-FEMALE			
PROJECTION 	COLOR VARIATIONS MAY OCCUR		SIZE <b>A</b>	FSCM NO. <b>43321</b>	DWG. NO. SC5804N	REV. <b>C</b>
			SCALE: NONE	CAD FILE: SC5804N.SLDDRW		SHEET 1 OF 1