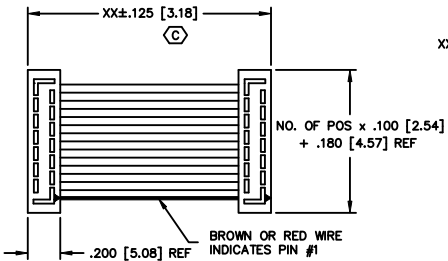
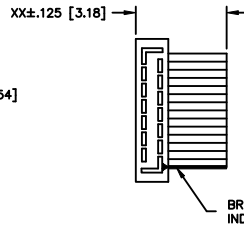


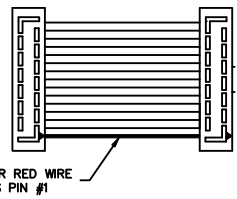
-D (DOUBLE END)  
FIGURE 1



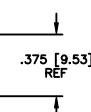
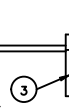
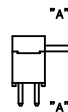
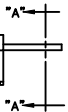
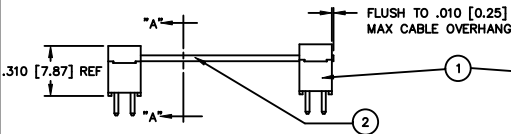
-S (SINGLE END)  
SAME AS FIG. 1 UNLESS OTHERWISE SHOWN



-T (TRANSFER END)  
SEE NOTE 3  
SAME AS FIG. 1 UNLESS OTHERWISE SHOWN



NOTE:  
SUB-ASSEMBLY 1 OR 3 TO BE PRESSED TOGETHER WITH NO GAPS BETWEEN CABLE & BODIES.



HCMD-XX-X-XX.XX-XX-XXX-XXX

NO. OF POSITIONS PER ROW  
02 - 36  
(STANDARD COLOR-CODED CABLE N/A FOR 32 AND 36 POSITIONS. SEE -G OPTION.)  
(POSITIONS 21-36: EXISTING CUSTOMERS ONLY)

END ASSEMBLY  
-S: SINGLE END  
-D: DOUBLE END  
-T: TRANSFER END

ASSEMBLED LENGTH  
(2 INCH MINIMUM)

OPTION # 2  
(SEE OPTIONS BELOW AND SHT 2)

OPTION # 1  
(SEE OPTIONS BELOW AND SHT 2)

LEAD STYLE  
-01: (SEE TABLE 1)  
-02: (SEE TABLE 1)

UNLESS OTHERWISE NOTED TOLERANCES ARE:  
ONE PLACE DECIMALS ±.1  
TWO PLACE DECIMALS ±.01  
THREE PLACE DECIMALS ±.005  
FOUR PLACE DECIMALS ±.0020  
ANGLES ±1°

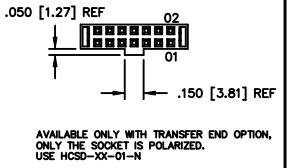
TITLE:  
.100 C.L. MOLD TO POS.  
DOUBLE ROW, MALE ASSEMBLY

DWG NO:  
HCMD-XX-X-XX.XX-XX-XXX-XXX  
SHEET 1 OF 2

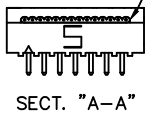
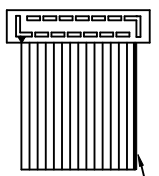
PLATING

-T = .000150 BRIGHT ACID TIN ON ENTIRE CONTACT. USED ONLY WITH FEMALE STRIP OF A -T END OPTION  
-S = .00010 Au. ON TAIL AREA WITH THE BALANCE OF .000150 BRIGHT ACID TIN - USE HCMD-XX-XX-S. (NOT TO BE USED WITH FEMALE STRIP OF A -T END OPTION.)  
(STANDARD PLATING IS .000150 BRIGHT ACID TIN OVER ENTIRE TERMINAL - USE HCMD-XX-XX-T. FOR A -T OPTION, STANDARD PLATING FOR THE FEMALE END IS .000150 BRIGHT ACID TIN, EXCEPT CONTACT AREA IS .000010 Au. - USE HCSD-XX-01-SX.)

-N  
NOTCH POLARIZATION



-RW  
REVERSE WIRING

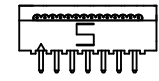


RED OR BROWN WIRE TO OPPOSITE SIDE OF FIRST POS. INDICATOR

SECT. "A-A"

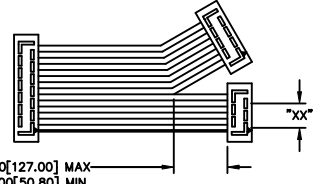
-G  
GRAY CABLE

SUBSTITUTE GRAY CABLE FOR STANDARD COLOR CODED CABLE  
USE: CB-XX-28-7/36-050-G



NOTE:  
USE GRAY CABLE FOR -32 AND -36 POSITIONS.

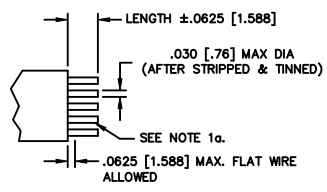
-B"XX"  
BREAKOUT OPTION



-ST"X"  
STRIPPED & TINNED


"X"	LENGTH
8	.125 [3.18]
4	.250 [6.35]
3	.375 [9.53]
2	.500 [12.70]

NOTE:  
1a. CONDUCTORS SHALL BE CONSISTENT IN APPEARANCE. SOLDER MUST MAINTAIN CABLE STRANDED WITHIN THE MAX DIA. TOLERANCE.  
2a. USE 60/40 TIN/LEAD SOLDER ONLY.  
3a. NOT AVAILABLE IN 28 POSITIONS AND UP.



-P"XX"  
POLARIZED MATING

XX = POSITION NO.  
INSERT POLARIZING KEY PART NO. PK-06-N INTO SPECIFIED POSITION -XX



NOTE:  
OPTION ONLY AVAILABLE ON FEMALE END OF THE -T (TRANSFER END) OPTION.  
THE POLARIZED POSITION WILL HAVE THE SAME ELECTRICAL POSITION FROM THE BROWN WIRE FIRST POSITION INDICATOR.

TABLE 1

LEAD STYLE	"A"	1	2	3 (-T END ONLY)
-01	.120 [3.05]	HCMD-XX-01-X	CB-XX-28-7/36-050-C	HCSD-XX-01-X
-02	.230 [5.84]	HCMD-XX-02-X	CB-XX-28-7/36-050-C	HCSD-XX-01-X

SPECIFY NO. OF POS. IN PART CALLOUT -XX

NOTES:

- IF OPTION IS SPECIFIED WITH -T END ASSEMBLY, SUB-ASSEMBLIES B & C WILL BE HCSD-XX-01-X
- IF OPTION IS SPECIFIED WITH -T END ASSEMBLY, SUB-ASSEMBLIES B & C WILL BE HCSS-XX-01-X
- HIDDEN LINES ARE USED TO SHOW POLARIZATION WHEN USING -T-N OPTION
- Ⓢ REPRESENTS CRITICAL DIMENSIONS FOR STATISTICAL PROCESS CONTROL
- ALL ASSEMBLIES TO BE 100% ELECTRICALLY TESTED FOR SHORTS AND OPENS.
- ALL ASSEMBLIES TO BE 100% HI-POT TESTED AT 1000V.
- WIRE: 28 AWG, 7/36, STRANDED, TINNED WITH PVC INSULATOR.
- FOR -R OR -RW OPTION, CABLE RIB ORIENTATION CAN BE EITHER TOWARDS OR AWAY FROM THE CAP.
- FOR -STX OPTION PACKAGE USING SKIN PACKAGING PER THE PACKAGING MANUAL. FOR ALL OTHER OPTIONS FOLLOW THE FLOWCHART IN THE THE FLOWCHART IN THE PACKAGING MANUAL FOR IDC CABLES.

87# CABLE  
HCMD-XX-X-XX.XX-XX-XXX-XXX-ASB1



520 PARK EAST BLVD. NEW ALBANY, INDIANA 47150  
PHONE (812) 844-8733 P.O. BOX 1147  
CODE 55322

MADE BY: KOLB B-3-90

HCMD-XX-X-XX.XX-XX-XXX-XXX  
SHEET 1 OF 2

PROPRIETARY NOTE  
SANTEC CABLES ARE THE PROPERTY OF SANTEC CORPORATION. ALL RIGHTS RESERVED. NO PART OF THIS DOCUMENT IS TO BE REPRODUCED OR TRANSMITTED IN ANY FORM OR BY ANY MEANS, ELECTRONIC OR MECHANICAL, INCLUDING PHOTOCOPYING, RECORDING, OR BY ANY INFORMATION STORAGE AND RETRIEVAL SYSTEM, WITHOUT THE WRITTEN PERMISSION OF SANTEC CORPORATION.